

Product Catalogue 2018

- Nilfisk grey line





Welcome to a new era of intelligent cleaning

For over 100 years, Nilfisk has led the way in developing new technologies that deliver cleaning excellence. And now, with Horizon, we're redefining the industry by taking that technology to a level that was, until now, unimaginable.

With Horizon, we're setting a course for a long-term, strategic, program of autonomous and connected cleaning solutions that will completely redefine how you look at productivity and total cost of ownership.

But Horizon is more than just another range of cleaning products or technologies, it's the first step in reimagining the cleaning industry as a whole and what it means to your business. It's our commitment to give you greater control, more flexibility, better results and bigger savings, in a package that's so simple and easy to use you'll wonder why it wasn't always like this.

HORIZON™



Nilfisk
Liberty A50

Launching in selected countries during 2018

The future of floorcare has arrived

The Nilfisk Liberty A50 is a smart, simple and highly reliable self-operating machine that has the power to multiply the effectiveness of any cleaning program. It can handle repetitive tasks with consistent performance and with a minimum of training but, most importantly, time normally spent manually operating a scrubber dryer can now be re-allocated toward a more focused and efficient cleaning program.

Our proprietary advanced technology recognizes an entire room in a single pass. The sensor suite has been optimized to guide the machine quickly and safely, while detecting and avoiding obstacles. The simple and intuitive interface makes this self-learning scrubber extremely user-friendly, allowing for hours of independent cleaning.

Based on our in-depth knowledge of your needs, challenges and daily working environment Nilfisk are dedicated to deliver the right solution and to improve your productivity, so you can focus on getting the job done.

Manufacturing

– the right cleaning partner, whatever the task

In the processing industry, you depend on only the best technical and economical solution to perform multiple cleaning tasks in diverse production areas.

For many years Nilfisk have been trusted by industry leaders as a supplier of the best cleaning systems for both light and heavy manufacturing. Our standard and tailored solutions will help you maintain a clean, safe and productive manufacturing facility, indoor or outdoor.

Our machines are built to last, are easy to use and guarantee you lower costs of ownership as well as increasing productivity. We offer flexible performance regulation and enhanced safety with certified technologies.

Contract Cleaners

– taking the work out of keeping your business clean

We strive to strengthen your competitive position with user-friendly and innovative solutions that improve your performance and customer relations.

With our Total Care Programme we offer you optimisation in every aspect of your business – from making the initial bid, to balancing financial details and running daily operations with minimal downtime.

We believe that assisting you with the broad range machine-related challenges you face will save you time, hassle and money while contributing to the overall health of your business.

We know that your goal is to satisfy your customers, so our goal is to help you exceed expectations while saving money.

Private and public institutions

– clean your environment without impacting it

We help you provide a professional cleaning service for your patients, citizens, pupils, residents, clients etc. with solutions that keep your facilities clean, safe and attractive – indoor and outdoor.

You are able to clean in congested spaces without disrupting people with low noise and highly manoeuvrable machines, whilst maintaining a superior air quality.

Best practice will help you maintain streets, parks and other public places and portray a clean, professional image.

Our economical solutions minimise your use of resources such as detergent, time, water, and energy, whilst still maintaining your quality of cleaning.





Nilfisk – with you all the way

Every day, throughout the world, people need clean work-places, institutions, factories, hospitals, schools, airports and homes. As global populations grow larger, and living standards improve, the demand for cleaning increases.

Since Nilfisk was founded, we have been determined to meet these demands with products and services of the highest quality worldwide. As a result businesses, public institutions and private households all over the world continue to rely on Nilfisk to keep their facilities safe, their office environments productive and their homes clean. In short, we are committed to clearing the way for a safer, cleaner and more productive every day.

Sustainable cleaning

At Nilfisk we believe, that one of the key drivers for sustainable cleaning is achieving more with less. Less energy, less water and less detergent. This will reduce costs for you as our customer, whilst simultaneously reducing our environmental footprint.

Working responsibly is a key priority for Nilfisk. We have signed the United National Global Compact and Carbon Disclosure Project and as a consequence, we actively work on lowering our carbon footprint and closely monitor our resource consumption.

All of our production facilities are certified under ISO 9001 and ISO 14001, which ensures a standardized approach to production and the necessary environmental management system.

Making your business smarter

Today, new technologies are radically changing industries. And how we clean in the years to come will be different from the way we clean today. Data will enable us predict the need for cleaning; autonomous solutions will provide more precise outcomes and connected products will enable our more than 700 trained service technicians to deliver even better maintenance.

At Nilfisk we strive to be at the forefront of this technological development for the benefit of your business. We have dedicated engineers and product developers all over the world, who are working around the clock creating innovative cleaning technologies and solutions. Ensuring that we meet your cleaning needs and that we provide the best possible quality of clean – both today and tomorrow. Which is why, we have made it our vision to lead intelligent cleaning to make your business smarter.



Index

Commercial vacuum cleaners

VP100.	13
VP300 series.	14
VP 930.	15
VP600.	16
VP600 Battery.	17
UZ 964.	18
GD 5/10 BACK.	19
GD 5 Battery.	20
VU500.	21
GU 700A.	22
VL200.	23
VL100.	24
VL500.	25

Industrial vacuum cleaners

118.	30
VHS120.	30
S2B-S3B.	31
S2-S3.	13
VHS110 ATEX.	32
T30S.	33
CTS 22-CTS40-CTT40.	33
T22-T40-T40W-T75.	34
TPLUS series.	34
3707-3907 series.	35
3997-3997W-3997WC.	35
A15-VHC200.	36
VHO200.	37
ECO OIL 13 & 22.	37
IVT1000.	38
VHS110 CR.	38
VHW200/201/210/211.	39
VHW310/311.	39
VHW320/321.	40
VHW420/421.	40
VHW440.	41
R series.	42
Pneumatic conveyors.	43
Centralized vacuum systems.	44
High power industrial.	45
GM80P.	46
VHS 40.	47
VHS 42 M/H.	48
IVB 961-OL.	49

IVB 965 SD XC.	50
IVB 7X ATEX Type 22.	51
IVB 995 ATEX.	52

Technology logos for vacs. 54

Scrubber dryers

Technology logos for floor care.	56
SC100.	57
SC250.	58
CA 330.	59
SC351.	60
SC401.	61
SC430.	62
SC450.	63
SC500.	64
SC530.	65
BA/CA 551/611.	66
BA 651/751/851.	67
SC800.	68
SC1500.	69
SC2000.	70
BR 652/752/752C.	71
BR 755/755C/855.	72
BR 850S/1050S.	73
SC6000.	74
SC6500.	75
SC8000.	76

Combination machines

CS7010.	78
CR 1500.	79

Ecoflex cleaning system. 82

TrackClean. 84

Batteries. 85

Eco brilliance pads. 86

Eco pads. 87

Sweepers

SW200/SW250.	89
SW 750.	90
SW900.	91
SR 1000S.	92
SR 1101.	93
SW4000.	94
SW5500.	95
SR 1601.	96
SW8000.	97

Single-discs

PS 333A.	101
FM400 L.	102
FM400 H.	103
FM400 D.	104

Burnishers

BU500.	105
BU800.	106
UHR 70-1700.	107

Carpet extractors

AX 14.	109
ES300.	110













































Purchase options. 112

Outdoor Multifunction machines

Park Ranger 2150.	116
City Ranger 2250.	117
City Ranger 3070.	118
City Ranger 3500.	120
City Ranger 3570.	121

Service. 124

Product overview

							
VP100 Commercial vacs	VP300 series Commercial vacs	VP930 Commercial vacs	VP600 Commercial vacs	VP600 Battery Commercial vacs	UZ964 ERGOCLEAN Commercial vacs	GD5/10 BACK/FLY Commercial vacs	GD5 Battery Commercial vacs
							
VU500 Commercial vacs	GU700A Commercial vacs	VL200 Commercial vacs	VL500-35 Commercial vacs	VL500-55 Commercial vacs	VL500-55 Commercial vacs	VL500-75 Commercial vacs	
							
118 Industrial vacs	VHS120 Industrial vacs	S2B-S3B Industrial vacs	S2-S3 Industrial vacs	VHS110 ATEX Industrial vacs	T30S Industrial vacs	CTS22/40/CTT40 Industrial vacs	T series & TPlus series Industrial vacs
							
3707-3907 Industrial vacs	3997-3997W Industrial vacs	A15-VHC200 Industrial vacs	VHO200 Industrial vacs	ECO-OIL Industrial vacs	IVT1000 Industrial vacs	VHS110 CR Industrial vacs	VHW200-211 Industrial vacs
							
VHW310/311 Industrial vacs	VHW320/321 Industrial vacs	VHW420/421/440 Industrial vacs	R series Industrial vacs	GM80P Industrial vacs	VHS 40/42 M/H Industrial vacs	IVB 961-0L Industrial vacs	
							
IVB 965 SD XC Industrial vacs	IVB 7X - ATEX TYPE 22 Industrial vacs	IVB 995 ATEX TYPE 22 Industrial vacs		SC100 Scrubber dryers	SC250 Scrubber dryers	CA 330 Scrubber dryers	

Product overview



SC351
Scrubber dryers



SC401
Scrubber dryers



SC430
Scrubber dryers



SC450
Scrubber dryers



SC500
Scrubber dryers



SC530
Scrubber dryers



BA/CA 551/611
Scrubber dryers



BA651/751/851
Scrubber dryers



SC800
Scrubber dryers



SC1500
Scrubber dryers



SC2000
Scrubber dryers



BR652/752/752C
Scrubber dryers



BR755/755C/855
Scrubber dryers



BR850S
Scrubber dryers



SC6000
Scrubber dryers



SC6500
Scrubber dryers



SC8000
Scrubber dryers



CS7010
Combination machines



CR1500
Combination machines



SW200/250
Sweepers



SW750
Sweepers



SW900
Sweepers



SR1000S
Sweepers



SR1101
Sweepers



SW4000
Sweepers



SR1601
Sweepers



SW5500
Sweepers



SW8000
Sweepers



PS333A
Single discs



FM400 L
Single discs



FM400 H
Single discs



FM400 D
Single discs



BU500
Burnishers



BU800
Burnishers



UHR70-1700
Burnishers



AX14
Carpet extractors



ES300
Carpet extractors



PARK RANGER 2150
Outdoor park ranger



CITY RANGER 2250
Outdoor city ranger



CITY RANGER 3070
Outdoor city ranger



CITY RANGER 3500/3570
Outdoor city ranger

Total Care. Outstanding results

The Total Care Programme* is comprised of four elements – each designed to help you as a contract cleaner solve your cleaning tasks as smoothly and cost-efficiently as possible.

Our Total Care Programme offers you optimisation in every aspect of your business – from making the initial bid, to balancing financial details and running daily operations with minimal downtime. We believe that assisting you with the broad range machine-related challenges you face

will save you time, hassle and money while contributing to the overall health of your business. Nilfisk will help you improve your efficiency and cut costs.

The four factors of optimal cleaning

Nilfisk Total Care Programme offers you an all-round solution based on four complementary factors, each designed to raise the level of cost-effectiveness in your business.

Cleaning excellence

Cleaning Excellence helps you determine the most efficient set-up for your cleaning task. Expect to save time and money from the initial evaluation, all the way through to the day-to-day operation including the fleet management services. Cleaning Excellence looks at a comprehensive range of variables such as labour costs, time allowances and spatial parameters, to determine the most cost effective solutions based on Nilfisk's industry-leading machines and expertise.

Financial flexibility

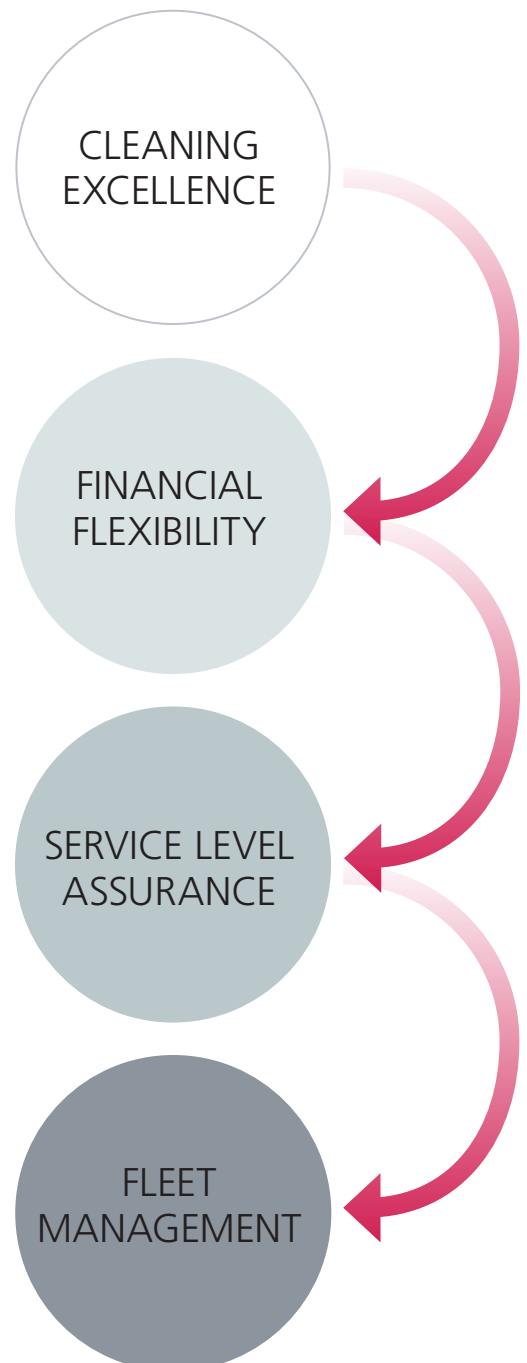
Financial Flexibility enables you to select the ideal financing solution for your specific situation: machine purchase, financial leasing, long-term rental and short-term rental are all options.

Service level assurance

Service Level Assurance is all about backing the products we provide with superb industry-leading service and support. The goal is to keep your downtime to an absolute minimum. As your partner at every stage of the process, Nilfisk offers unrivalled customer care to help ensure effective cleaning results in an efficient way.

Fleet management

Systematic management of your cleaning processes makes you see the bigger picture and the small details. Our Fleet Management programme tracks and gathers the data you need to make your planning more efficient. It helps you reduce your total cost of cleaning and improve your service level by the implementation of three innovative solutions: QR-codes, Total Machine Overview and Track-Clean™.



* only available in selected markets

Commercial vacuum cleaners

Putting the power in your hands

Nilfisk vacuum cleaners are designed with your operator in mind. They have a compact design, are easy to use, highly

manoeuvrable and sturdy in order to ensure you reliable use year after year. Furthermore, our high quality filters ensure powerful suction and efficient filtration.



Get more from less

The prestige of the Nilfisk design is recognised worldwide. In addition to their special designs, Nilfisk vacuum cleaners are all quiet and offer you powerful vacuuming with low energy consumption.

Power that's built to last

The Nilfisk motors are robust and tough with very powerful vacuuming capacity and low sound levels. They are based on an industrial design dedicated to professional cleaning.

An unprotected vacuum motor, no matter how powerful it may be, has a limited lifespan. To protect it, it needs to be fitted with a good main filter that holds the particles and prevents the motor from being damaged.

Lower noise levels means lower costs

Daytime cleaning has always made sense. But previously noisy, cumbersome cleaning equipment made it impractical. Due to well-designed and low-noise Nilfisk vacuum cleaners, daytime cleaning is not only possible, it is the smart thing to do!

Cleaner floors. Safer air

A filtration system is defined as a series of successive stages for retaining the dust: the bag, the main filter, the exhaust filter. Nilfisk has one of the broadest range of filters in the world.

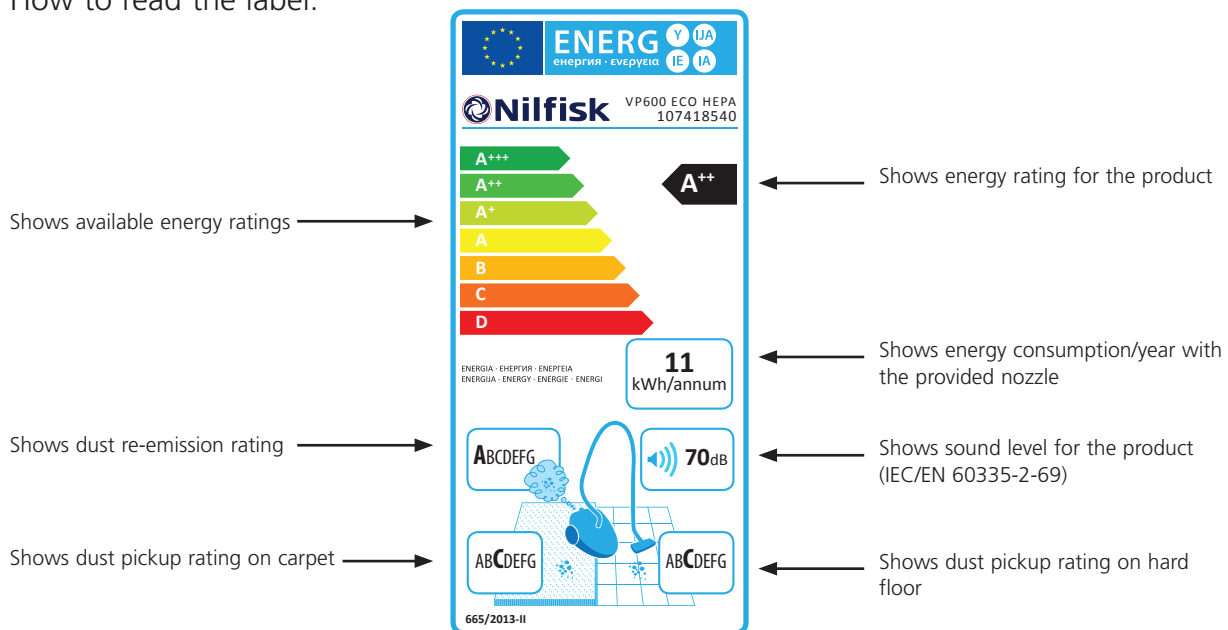
The HEPA filter holds 99.95% of 0.1 micron particles. The ULPA filter holds up to 99.9995%. It is used in high risk areas where particle discharge into the atmosphere has to be controlled.

Energy labelling

You might already be familiar with the energy label from washing machines, refrigerators and other household appliances. We are now also ready and all set to introduce energy labeling on our consumer and commercial dry vacuum cleaners.

As of September, 2017, new regulations from the European Union become effective; Energy labeling and Eco design requirements in order to reduce the energy consumption of vacuum cleaners. Applicable for Nilfisk commercial Dry Vacuum Cleaners ONLY.

How to read the label:



New Energy and Eco design regulations requirements from the European Union

What does this mean to you?

- That you can be sure that we as a manufacturer deliver products that adheres to the new legislation
- That you will receive the energy label enclosed in the box
- That you might save money by investing in a high-end energy saving product
- That you will reduce the environmental impact







Simple and easy-to-use vacuum cleaner - for general everyday cleaning

- Intuitive on/off switch
- Compact cable storage
- Accessory storage
- Simple dust bag replacement

VP100 offers you a simple cleaning solution. Intuitive design with simple operation ensures that VP100 can be used with very little instruction.



TECHNICAL DATA	VP100
Energy efficiency class	C
Annual energy consumption (kWh/year)	35
Dust pick up on carpet	E
Dust pick up on hard floor	D
Dust re-emission class	F
Sound power level dB(A) IEC/EN 60335-2-69	75
Rated power (W)	880
Suction power end of tube (W)	192
Airflow (l/sec.)	30
Dust bag capacity (l)	8.5
Cable length (m)	8
Weight (kg)	5.2
Sound pressure level DB(A) IEC/EN 60335-2-69	62.5
FEATURES	
Storage of accessories	•
Cable storage	•
STANDARD EQUIPMENT	
HOSE CPL D32	147 0765 500
BRUSH NOZZLE D32	140 8244 500
CREVICE NOZZLE D32 L153 BLACK	147 0146 500
DSU8 AND DSU10 MAIN FILTER ASSEMBLY KIT	VA81235
EAGLE2 MOTR FRONT FILTER PLATE KIT	VA85064
AIR EXHAUST SPONGE	VA81413
EXTENSION TUBE STEEL D32	140 8246 040
ITEM NO.	50000470



The reliable everyday vacuum cleaner - in an ergonomic and light-weight design

- Best-in-class filling capacity which means less time spent changing dust bags
- Weighs from just 5 kg making it easy to move from place to place
- Low sound pressure level from 58 dB(A) makes the machine suitable for daytime cleaning
- Secure and easy to reach accessory and power cord storage
- VP300 can be carried safely and comfortably in one hand
- High filtration level with HEPA exhaust filter (as standard)
- Dual speed on selected variants for tailored use in a wider variety of applications
- Detachable orange cord on selected variants

The Nilfisk VP300 series is a basic, well-built and durable machine that can be relied upon to do the job day in and day out. It is ideal for cleaning offices, hotel rooms, retail outlets and similar light to medium duty applications.

The Nilfisk VP300 series has a top rated filtration level with a H13 HEPA exhaust filter as standard on all variants. This helps maintain a high quality of air within the cleaning environment.



TECHNICAL DATA	VP300 ECO HEPA EU	VP300 HEPA BASIC EU	VP300 HEPA EU1	VP300 HEPA EU2
Energy efficiency class	A++	B	A	B
Annual energy consumption (kWh/year)	14	32	25	32
Dust pick up on carpet	C	C	na	C
Dust pick up on hard floor	B	C	C	C
Dust re-emission class	A	A	A	A
Sound power level dB(A) IEC/EN 60335-2-69	69	73	73/70	73/70
Rated power (W)	400	800	800/400	800/400
Suction power end of tube (W)	110	215	215/110	215/110
Airflow (l/sec.)	25	32	32/25	32/25
Vacuum at nozzle (kPa)	15	22	22/15	22/15
Dust bag capacity (l)	10	10	10	10
Cable length (m)	10	10	15	10
Weight (kg)	5	5.5	5.5	5.5
Length x width x height (mm)	395x340x390	395x340x390	395x340x390	395x340x390
Sound pressure level dB(A) IEC/EN 60335-2-69	58	62	62/58	62/58
FEATURES				
Detachable cord			•	•
Dust bag (1 pcs)	•	•	•	•
With fixed cable	•	•		
Hepa filtration	•	•	•	•
Two speed			•	•
STANDARD EQUIPMENT				
HOSE CPL D32	147 0765 500	147 0765 500	147 0765 500	147 0765 500
CREVICE NOZZLE	107408039	107408039	107408039	107408039
NOZZLE MULTI SURFACE 32 MM			140 6700 540	
BRUSH NOZZLE D32		140 8244 500	140 8244 500	140 8244 500
CREVICE NOZZLE D32 L153 BLACK	107408039	107408039	107408039	107408039
COMBI NOZZLE RD295P W.CLIP		107417790		107417790
COMBI NOZZLE NA38	107418965			
SACK FILTER	147 1432 500	147 1432 500	147 1432 500	147 1432 500
HEPA FILTER H13	147 1250 600	147 1250 600	147 1250 600	147 1250 600
DETACH CORD SET 10M ORANGE EU				107402676
DETACH CORD SET 15M ORANGE EU			107402901	
EXTENSION TUBE ALUMINIUM				011 6431 500
TELESCOPIC TUBE ACC.	107403804			
TELESCOPIC TUBE ALUMINIUM			011 8130 500	
EXTENSION TUBE STEEL D32		140 8246 040		
ITEM NO.	107415311	107415322	41600870	41600871



A famous and well-known workhorse - efficient and durable for large area cleaning

- Excellent sound level
- Outstanding durability with sturdy steel container
- High quality components
- High filling capacity
- HEPA H13 exhaust filtration as standard
- Parking solution as standard
- Durable steel container and 15 litre dust bag
- Dual speed function on selected variants

Nilfisk VP930 is the reliable partner for demanding cleaning applications in hotels, schools, offices and hospitals. Rugged and stable with a large dust bag capacity of 15 litres.

The ingenious design optimises air flow patterns and reduces energy losses to an absolute minimum, offering one of the quietest professional vacuum cleaners in the world.



TECHNICAL DATA	VP930 ECO HEPA EU	VP930 HEPA Basic EU	VP930 HEPA EU
Energy efficiency class	A++	B	B
Annual energy consumption (kWh/year)	14	31	31
Dust pick up on carpet	C	C	C
Dust pick up on hard floor	B	C	C
Dust re-emission class	A	A	A
Sound power level dB(A) IEC/EN 60335-2-69	66	70	70/66
Rated power (W)	400	760	760/400
Suction power end of tube (W)	120	240	240
Airflow (l/sec.)	26	33	33
Vacuum at nozzle (kPa)	16	23	23
Dust bag capacity (l)	15	15	15
Cable length (m)	15	15	15
Weight (kg)	7.9	7.9	7.9
Length x width x height (mm)	440x390x330	440x390x330	440x390x330
Main filter type	HEPA 13	HEPA 13	HEPA 13
Sound pressure level DB(A) IEC/EN 60335-2-69	53	57	57/53
FEATURES			
Dust bag, 5 pcs			•
Inside painted container	•	•	•
Dust bag (1 pcs)	•	•	•
Hepa filtration	•	•	•
Two speed			•
STANDARD EQUIPMENT			
HOSE ALU.HANDLE D32	140 2782 500	140 2782 500	140 2782 500
CREVICE NOZZLE	010 3098 500		010 3098 500
SMALL COMBI NOZZLE	011 3104 500	011 3104 500	011 3104 500
COMBI NOZZLE RD295P W.CLIP		107417790	107417790
COMBI NOZZLE NA38	107418965		
FILTER MAIN FOAM	140 1515 500	140 1515 500	140 1515 500
MOTOR FILTER	140 1535 510	140 1535 510	140 1535 510
HEPA FILTER H13	147 1250 600	147 1250 600	147 1250 600
EXTENSION TUBE ALUMINIUM		011 6431 500	011 6431 500
TELESCOPIC TUBE ALUMINIUM	011 8130 500		
DUST BAG 5-PCS			140 7015 020
ITEM NO.	107415450	107415451	107415453



Efficient and environmentally friendly cleaning - with innovative and flexible features

- 330/550W or 730/330 fan unit with energy rating ranging from A++ to A
- Dual speed function for optimized power consumption and cleaning performance
- HEPA exhaust filter as standard
- New magnetic closing of dust compartment securing high reliability and ease of use
- Available with standard cord, detachable cord or cord rewind
- Best in class sound quality

Nilfisk VP600 is the efficient and advanced choice ensuring cost-effective cleaning of applications such as hotels, contract cleaning, restaurants, offices and institutions.

VP600 offers a wide range of features to choose from and you can find exactly the variant that fits your specific cleaning job. Choose the cord solution that suits you and helps you reduce cleaning time and improve the cleaning process. Great user benefits and clever design offers you what you'd expect from a Nilfisk vacuum cleaner.



TECHNICAL DATA	VP600 ECO HEPA	VP600 HEPA BASIC EU	VP600 HEPA STD 2 EU	VP600 HEPA STD 3 EU
Energy efficiency class	A++	A	A	A
Annual energy consumption (kWh/year)	11	24	26	26
Dust pick up on carpet	C	na	C	C
Dust pick up on hard floor	C	D	A	A
Dust re-emission class	A	A	A	A
Sound power level dB(A) IEC/EN 60335-2-69	70/74	62	74/70	74/70
Rated power (W)	330/550	730	730/330	730/330
Suction power end of tube (W)	75/155	200	200/75	200/75
Airflow (l/sec.)	24/28	30	30/24	30/24
Vacuum at nozzle (kPa)	15/18	22	22/15	22/15
Dust bag capacity (l)	8	8	8	8
Cable length (m)	15	10	15	10
Weight (kg)	7	7	7	7
Length x width x height (mm)	480x300x270	480x300x270	480x300x270	480x300x270
Sound pressure level DB(A) IEC/EN 60335-2-69	58/62	62	62/58	62/58
FEATURES				
Detachable cord	•		•	
Dust bag (1 pcs)	•	•	•	•
Dual power	•		•	•
Hepa filtration	•	•	•	•
Cable rewind				•
Ergonomic handle	•	•	•	•
STANDARD EQUIPMENT				
HOSE CPL D32	147 0765 500	147 0765 500	147 0765 500	147 0765 500
CREVICE NOZZLE	107408039	107408039	107408039	107408039
NOZZLE MULTI SURFACE 32 MM		140 6700 540		
COMBINATION NOZZLE NA38	107418965			
BRUSH NOZZLE D32	140 8244 500	140 8244 500	140 8244 500	140 8244 500
NE10 NOZZLE			107413075	107413075
HEPA FILTER	147 1250 600	147 1250 600	147 1250 600	147 1250 600
SACKFILTER BASIC	107413056	107413056	107413056	107413056
DETACH CORD SET 15M ORANGE EU	107402901		107402901	
POWER MODUL FIXED EU		107413043		
POWER MODUL REWINDER EU				107413048
POWER MODULE DETACH EU	107413044		107413044	
EXTENSION TUBE ALUMINIUM		011 6431 500		
TELESCOPIC TUBE ALUMINIUM	011 8130 500		011 8130 500	011 8130 500
ITEM NO.	107418540	107418541	41600860	41600861



Cordless vacuum cleaning at its powerful best

- High productivity with up to 60 minutes runtime on a fully charged battery
- Fast battery charging in just 40 minutes offers continuous cleaning with the use of two batteries
- Excellent cleaning performance with power boost function for heavy duty cleaning
- Battery driven cleaning offers greater freedom and mobility to clean just about anywhere with no need for electricity and trailing or rewind of cables
- Safe cleaning environment with no risk of guest or operator tripping over a cord
- Exceptional battery lifetime and reliability: Intelligent Nilfisk technology monitors the 36V Lithium batteries during both operation and charging
- Best in class sound pressure level from just 55 db(A) enabling cost-effective daytime cleaning

The Nilfisk VP600 Battery vacuum cleaner is a flexible dual-speed machine boosting your productivity - thanks to its cordless mobility and runtime of up to 60 minutes. With a charge time of only 40 minutes the machine offers you non-stop cleaning performance by switching between two 36V Lithium batteries.



TECHNICAL DATA

VP600 Battery

Max power (W)	650
Suction power end of tube (W)	45/116
Airflow (l/sec.)	21.7/26.7
Dust bag capacity (l)	8
Length x width x height (mm)	480x300x270
Weight (kg)	7.2
Weight incl. battery (kg)	10
Battery capacity (Ah)	7.8
Sound pressure level at 1.5 m with nozzle (dB(A) ISO 11203)	55/61
Power consumption (W)	190/465
Battery run time (min.)	60/30
Battery charge time (min.)	40
Filter Type	H13
FEATURES	
Dust bag (1 pcs)	•
Battery version	•
HEPA H13 main filter	•
STANDARD EQUIPMENT	
HOSE CPL D32	147 0765 500
NOZZLE MULTI SURFACE 32 MM	140 6700 540
BRUSH NOZZLE D32	140 8244 500
COMBI NOZZLE RD295P W.CLIP	107417790
CREVICE NOZZLE	107408039
SACKFILTER BASIC	107413056
HEPA FILTER H13	147 1250 500
TELESCOPIC TUBE ALUMINIUM	011 8130 500
CORD CHARGER EU	107418149
BATTERY LI 36V 10S4P	9100002070
BATTERY CHARGER LI 500W	107417770
ITEM NO.	41600821



Flexible cleaning for crowded areas

- Ergonomic design with no strain on shoulders or spine
- Lightweight – only 3.1 kg
- No machine pull or push
- 15 m cable provides wide working radius
- Handy storage of accessories in belt
- EPA12 exhaust filter as standard

The Nilfisk UZ 964 commercial vacuum cleaner has a compact design that makes it ideal to use on stairs or in narrow and hard to reach applications, where pulling a conventional vacuum cleaner is difficult. The lightweight and ergonomic machine is comfortable to wear with no back or shoulder strain to the operator.



TECHNICAL DATA	UZ 964
Energy efficiency class	A
Annual energy consumption (kWh/year)	22.4
Dust pick up on carpet	na
Dust pick up on hard floor	E
Dust re-emission class	C
Sound power level dB(A) IEC/EN 60335-2-69	79
Rated power (W)	660
Suction power end of tube (W)	130
Airflow (l/sec.)	25
Vacuum at nozzle (kPa)	19
Dust bag capacity (l)	2.2
Cable length (m)	15
Weight (kg)	5.5
Length x width x height (mm)	370x210x200
Sound pressure level DB(A) IEC/EN 60335-2-69	65
FEATURES	
Dust bag, 5 pcs	•
Dust bag (1 pcs)	•
STANDARD EQUIPMENT	
HOSE CPL.32MM PLASTIC END	140 5691 000
FLOOR NOZZLE D32 BRUSH	107407311
CREVICE NOZZLE	010 3098 500
SMALL COMBI NOZZLE	011 3104 500
EXTENSION TUBE ALUMINIUM	011 6431 500
DUST BAG 5-PCS	140 6554 010
HEPA FILTER	140 7160 010
ITEM NO.	107418606



Efficient cleaning with convenience


- Low sound level for operator comfort and cleaning in noise-sensitive areas
- Lightweight vacuum cleaner and a harness that is ergonomically designed to reduce fatigue
- Good filtration with HEPA exhaust filter
- Durable construction for longer working life
- Containers in different sizes to fit the application
- 15 metre detachable cable with safety release saves time
- Easy to store as it stands on the floor or can be wall hung
- Suitable for left or right handed use
- Exhaust air designed so that it does not interfere with the operator

The Nilfisk GD 5/GD 10 backpack vacuums surpass all criteria, with technical advancement that shows in every Nilfisk product, making fast productive cleaning at a price that won't bust your budget.

There are many things that should be present in a good backpack vacuum cleaner. It should be light in weight, with even weight distribution, and the noise level must be as low as possible. Without these basics, a backpack vacuum cleaner is uncomfortable and impractical to operate. At the same time, the power needs to be sufficient for fast, effective cleaning, and the dust bag must be large enough to avoid constant changing. Above all, the cost of cleaning must be right!



TECHNICAL DATA	GD10 BACK HEPA EU	GD5 BACK HEPA BASIC EU	GD5 BACK HEPA EU	GD5 FLY
Energy efficiency class	B	B	B	na
Annual energy consumption (kWh/year)	33	33	33	na
Dust pick up on carpet	D	D	D	na
Dust pick up on hard floor	D	D	D	na
Dust re-emission class	B	B	B	na
Sound power level dB(A) IEC/EN 60335-2-69	76	76	76	na
Rated power (W)	780	780	780	800
Suction power end of tube (W)	225	225	225	126
Airflow (l/sec.)	33	33	33	29
Vacuum at nozzle (kPa)	22	22	22	23
Dust bag capacity (l)	10	5	5	5
Cable length (m)	15	15	15	20
Weight (kg)	5	4.5	4.5	4.2
Length x width x height (mm)	380x260x570	380x260x570	380x260x570	380x260x570
FEATURES				
Outlet for electro nozzle			•	
STANDARD EQUIPMENT				
HOSE CONICAL COMPLETE	147 1236 500	147 1236 500	147 1236 500	147 1236 500
BRUSH NOZZLE D32	140 8244 500		140 8244 500	140 8244 500
CREVICE NOZZLE BLACK	22302100		22302100	22302100
COMBI NOZZLE RD295P W.CLIP	107417790	107417790	107417790	
COMBI NOZZLE RD295P D32				140 8492 520
SACK FILTER	147 1099 500			
SACK FILTER		147 1100 500	147 1100 500	147 1100 500
HEPA FILTER H13	147 1250 600	147 1250 600	147 1250 600	
HEPA FILTER H13				147 1104 500
HARNESS PREMIUM CPL	147 1246 510		147 1246 510	
HARNESS STD.CPL		147 1090 510		
EXTENSION TUBE ALUMINIUM		011 6431 500		
TELESCOPIC TUBE ALUMINIUM	011 8130 500		011 8130 500	011 8130 500
DUST BAG KIT 5L 5-PCS			147 1098 500	147 1098 500
ITEM NO.	107417927	107417934	107417935	107410451



Backpack vacuum that requires no electrical connections

- Maximum freedom and mobility due to the cordless and ergonomic backpack design
- High productivity with up to 60 minutes of runtime on a fully charged 36V Lithium battery
- Best in class charge time of only 40 minutes offers continuous cleaning with the use of two batteries
- Safer cleaning environment for guests, visitors and the operator with no cord to trip over
- Optimal performance with boost function adds suction power for heavy duty cleaning
- Low sound pressure level enabling cost-effective daytime cleaning

The Nilfisk GD 5 Battery vacuum cleaner offers all you need to get the job done faster - leaving the need for cords and power outlets behind you.

The backpack design will let you work with ease! Being compact and mobile, the Nilfisk GD 5 Battery will deal effectively with dust in facilities with limited space between seats, tables, and shelves. The machine is an ideal choice for cafes, restaurants, shops, cinemas, auditoriums and conference rooms, as well as transportation.



TECHNICAL DATA

GD5 BATTERY

Max power (W)	650
Suction power end of tube (W)	45/116
Airflow (l/sec.)	21.7/26.7
Dust bag capacity (l)	5
Length x width x height (mm)	240x330x755
Weight (kg)	5.3
Weight incl. battery (kg)	8
Battery capacity (Ah)	7.8/280.8
Sound pressure level at 1.5 m with nozzle (dB(A) ISO 11203)	60/65
Power consumption (W)	190/465
Sack filter area (cm²)	1397
Battery charge time (min.)	≤ 40
Battery run time (min.)	60/30

FEATURES

Dust bag (1 pcs)	•
Battery version	•

STANDARD EQUIPMENT

CONDUCTIVE HOSE CONICAL CPL.	147 1449 500
NOZZLE MULTI SURFACE 32 MM	140 6700 540
BRUSH NOZZLE D32	140 8244 500
COMBI NOZZLE RD295P W.CLIP	107417790
CREVICE NOZZLE	107408039
PRE FILTER	147 1095 500
SACK FILTER	147 1100 500
TELESCOPIC TUBE ALUMINIUM	011 8130 500
BATTERY LI 36V 10S4P	9100002070
CORD CHARGER EU	107418149
HANDLE BATTERY LI	9100002059
BATTERY CHARGER LI 500W	107417770

ITEM NO.

41600841



Exceptional cleaning performance for medium and low cut piles

- Quick release cord clip
- Detachable power cable removal for quick service
- Tools-free brush removal
- Non-marking, tear resistant bumper
- Convenient handle for lifting
- Standard certified H13 HEPA filter

VU500 delivers exceptional cleaning performance in an easy to use, easy to maintain upright vacuum that is designed to withstand stringent environmental requirements.

Automatic, self-adjusting brush height ensures proper cleaning performance and maximum productivity especially when cleaning on the medium and low cut piles.



TECHNICAL DATA	VU500 12'	VU500 15'
Energy efficiency class	C	A
Annual energy consumption (kWh/year)	35	28
Dust pick up on carpet	na	na
Dust pick up on hard floor	C	C
Dust re-emission class	B	B
Sound power level dB(A) IEC/EN 60335-2-69	80	80
Rated power (W)	810	810
Suction power end of tube (W)	130	130
Airflow (l/sec.)	27	27
Vacuum at nozzle (kPa)	16	16
Dust bag capacity (l)	3.5	3.5
Cable length (m)	10	10
Weight (kg)	8	8.5
Length x width x height (mm)	330x318x1180	330x390x1180
FEATURES		
Detachable cord	•	•
Compact design	•	•
Cable storage	•	•
No tool brush removal	•	•
Ergonomic handle	•	•
Hose storage holders	•	•
STANDARD EQUIPMENT		
HOSE STRETCHABLE	147 0950 500	147 0950 500
CREVICE NOZZLE D35	147 1203 500	147 1203 500
HEPA FILTER	147 1250 600	147 1250 600
BRUSH 12INCH RED	107407697	
BRUSH 15 INCH		147 0930 510
EXTENSION TUBE 35MM	147 0851 500	147 0851 500
ITEM NO.	107418426	107418433



The heavy-duty upright vac for easy and efficient cleaning


- 64 cm cleaning path
- 2 vacuum motors ensuring a high vacuuming performance
- 1 brush motor
- Built in hose and tube for hard to reach areas

GU700A is an optimal upright solution for daily vacuum cleaning of large carpet areas. This heavy-duty machine makes operations easy and efficient.

The separate motors for the brush and vacuum, provide high performance and durability together with an in depth cleaning of even solid mud and other dirt settings.



TECHNICAL DATA	GU700A
Rated power (W)	2250
Tank capacity (l)	35
Suction power end of tube (W)	na
Airflow (l/sec.)	52
Vacuum at nozzle (kPa)	22.2
Dust bag capacity (l)	35
Cable length (m)	23
Weight (kg)	51
Length x width x height (mm)	1040x750x970
Working width (mm)	640
FEATURES	
Motor-driven brush	•
STANDARD EQUIPMENT	
ITEM NO.	56330910



Compact and handy wet & dry vacuum cleaner

- Push & Clean filter cleaning technology
- Washable PET fleece filter
- Certified HEPA filter available as an accessory
- MultiFit accessory system with telescopic tube
- Convenient accessory and cable storage
- Exhaust air blow function
- Stainless steel container option

The Nilfisk VL200 is a compact and easy-to-use wet and dry vacuum cleaner with Push & Clean filter cleaning system and convenient accessory storage. A mobile machine available also with a stainless steel container for the extra tough environments.



TECHNICAL DATA	VL200	VL200 inox
Rated power (W)	1200	1200
Tank capacity (l)	20	30
Suction power end of tube (W)	250	250
Airflow (l/sec.)	48	48
Vacuum at nozzle (kPa)	23	23
Dust bag capacity (l)	14	14
Weight (kg)	7.5	10.5
Length x width x height (mm)	380x390x510	390x400x640
FEATURES		
Stainless steel container		•
Washable PET fleece filter	•	•
Push&Clean filter cleaning	•	•
Storage of accessories	•	•
Cable storage	•	•
Hose holder	•	•
Fleece filter bag 1 pcs	•	•
STANDARD EQUIPMENT		
HOSE D32 1.9M CPL	107407308	107407308
FLOOR NOZZLE D32 RUBBER STRIP	107407310	107407310
FLOOR NOZZLE D32 BRUSH	107407311	107407311
BRUSH NOZZLE D32	107407312	107407312
CREVICE NOZZLE D32	107407334	107407334
FILTER ELEMENT Ø185X140 PET M-CLASS	302000490	302000490
TELESCOPIC TUBE HOLDER KIT D32	107409978	107409978
TELESCOPIC TUBE 1130MM D32	81906500	81906500
ITEM NO.	107406660	107406661



Basic and simple wet & dry vacuum cleaner

- Stainless steel tubes
- Drain hose
- Foam & Dry filters
- Stainless steel containers

The VL100 is the perfect choice when what you need is fast efficient cleaning with no frills attached. Strong, robust and reliable - all your basic wet & dry cleaning needs covered in this straight forward product line.



TECHNICAL DATA	VL100-35 EU GO	VL100-55 EU GO	VL100-75 EU GO
Rated power (W)	1000	2000	2000
Suction power end of tube (W)	210	380	380
Dust bag capacity (l)	18.2	28.1	44.4
Cable length (m)	8	8	8
Weight (kg)	10	20	20.5
Container capacity (l)	35	55	75
FEATURES			
Tube holder		•	•
Dual filter system		•	•
Storage of accessories		•	•
Cable storage	•	•	•
Drain hose		•	•
STANDARD EQUIPMENT			
HOSE D32 1.9M CPL	107407308		
HOSE D40 2.5M CPL		107407336	107407336
WET FLOOR NOZZLE Ø32 RUBBER STRIP	VA82025		
WET FLOOR NOZZLE Ø40 RUBBER STRIP		VA81845	VA81845
FLOOR NOZZLE D32 BRUSH	107407311		
FLOOR NOZZLE D40 BRUSH		107407339	107407339
BRUSH NOZZLE D32	107407312		
CREVICE NOZZLE D32	107407334		
CREVICE NOZZLE D40		107408850	107408850
55L ABSORBING DUST FILTER		VA80119	VA80119
CLOTH FILTER ASSEMBLY	VA81990		
EXTENSION TUBE D32 - SS	107407309		
EXTENSION TUBE D40 - SS		107407337	107407337
ITEM NO.	50000340	50000350	50000360



The future of wet and dry vacuum cleaning

- The dual filtration system allows the machine to clean both wet and dry applications without the need to change filter
- Multi fit hose connector, stainless steel tube, accessory storage and nozzle parking
- Easy changing of filters with a hinged motor head to protect the machine and speed up the process

The VL500 series of wet and dry vacuum cleaners is offering performance and reliability that ensure low total cost of ownership and at the same time, has features making daily cleaning tasks easier, faster and safer.



TECHNICAL DATA	VL500 35 BSF	VL500 35 EDF
Rated power (W)	1350	1350
Tank capacity (l)	35	35
Suction power end of tube (W)	250	250
Airflow (l/sec.)	48	48
Vacuum at nozzle (kPa)	20	20
Dust bag capacity (l)	18	18
Weight (kg)	11.5	12.5
Length x width x height (mm)	460x420x730	460x420x730
Sack filter area (cm²)	1051	-
Wet filter area (cm²)	-	1051
Cartridge filter area (cm²)	-	2070
FEATURES		
Tube holder	•	•
Dual filter system		•
Storage of accessories	•	•
STANDARD EQUIPMENT		
HOSE D32 1.9M CPL	107407308	107407308
HARDFLOOR NOZZLE 300MM x Ø32MM - KIT	107416575	107416575
FLOOR NOZZLE D32 BRUSH	107407311	107407311
BRUSH NOZZLE D32	107407312	107407312
CREVICE NOZZLE D32	107407334	107407334
CARTRIDGE FILTER		107407297
SACK FILTER	107407296	
WET FILTER		107407299
EXTENSION TUBE D32 - SS	107407309	107407309
ITEM NO.	107405155	107405160



The future of wet and dry vacuum cleaning

- Empty the container without having to remove the motor head makes operation fast and easy without risk of damage to critical components
- By transferring the weight as you lift the container, the Nilfisk Ergo Tipping system enables you to empty a completely filled container of fluid without excessive effort
- Easy changing of filters with the hinged motor head protects the machines and speeds up the process
- With the dual filtration system, the VL500 can be used in both wet or dry applications without the need to change filters

The VL500 series of wet and dry vacuum cleaners is offering performance and reliability that ensure low total cost of ownership and at the same time has features making daily cleaning tasks easier, faster and safer.



TECHNICAL DATA	VL500 55-1 BDF	VL500 55-1 BSF	VL500 55-1 EDF	VL500 55-2 BDF	VL500 55-2 BSF	VL500 55-2 EDF
Rated power (W)	1350	1350	1350	2500	2500	2500
Tank capacity (l)	55	55	55	55	55	55
Suction power end of tube (W)	200	200	200	200	200	200
Airflow (l/sec.)	48	48	48	72	72	72
Vacuum at nozzle (kPa)	20	20	20	21	21	21
Dust bag capacity (l)	28	28	28	28	28	28
Weight (kg)	24.5	23.5	26.5	25.5	24.5	27.5
Length x width x height (mm)	840x620x1000	840x620x1000	660x620x890	840x620x1000	840x620x1000	660x620x890
Sack filter area (cm²)	-	1840	-	-	1840	-
Wet filter area (cm²)	1840	-	1840	1840	-	1840
Cartridge filter area (cm²)	4410	-	4410	4410	-	4410
FEATURES						
Dual power				•	•	•
Dual filter system	•		•	•		•
Folding transport handle			•			•
Adjustable handle			•			•
Storage of accessories	•	•	•	•	•	•
Drain hose	•	•	•	•	•	•
Ergo tipping			•			•
STANDARD EQUIPMENT						
HOSE D40 2.5M CPL	107407336	107407336	107407336	107407336	107407336	107407336
HARDFLOOR NOZZLE 400MM x Ø40MM - KIT	107416577	107416577	107416577	107416577	107416577	107416577
FLOOR NOZZLE D40 BRUSH	107407339	107407339	107407339	107407339	107407339	107407339
CREVICE NOZZLE D40	107408850	107408850	107408850	107408850	107408850	107408850
CARTRIDGE FILTER	107407300		107407300	107407300		107407300
SACK FILTER		107407304			107407304	
WET FILTER	107407302		107407302	107407302		107407302
TUBEHOLDER D40	107407335	107407335	107407335	107407335	107407335	107407335
EXTENSION TUBE D40 - SS	107407337	107407337	107407337	107407337	107407337	107407337
ITEM NO.	107407459	107405156	107405161	107407460	107405157	107405162



The future of wet and dry vacuum cleaning

- Quick release adjustable push handle for easy and ergonomic maneuvering of the machine
- Emptying the container without having to remove the motor head makes operation fast and easy without risk of damage to critical components
- By transferring the weight as you lift the container, the Nilfisk Ergo Tipping system enables you to empty a completely filled container of fluid without excessive effort
- Easy changing of filters with the hinged motor head protects the machines and speeds up the process
- The VL500 can be used in both wet or dry applications without the need to change filters

The VL500 series of wet and dry vacuum cleaners is offering performance and reliability that ensure low total cost of ownership and at the same time has features making daily cleaning tasks easier, faster and safer.



TECHNICAL DATA	VL500 75-1 BSF	VL500 75-1 EDF	VL500 75-2 BDF	VL500 75-2 BSF	VL500 75-2 EDF
Rated power (W)	1350	1350	2500	2500	2500
Tank capacity (l)	75	75	75	75	75
Suction power end of tube (W)	200	200	200	200	200
Airflow (l/sec.)	48	48	72	72	72
Vacuum at nozzle (kPa)	20	20	21	21	21
Dust bag capacity (l)	44	44	44	44	44
Cable length (m)	10	10	10	10	10
Weight (kg)	26	27.5	28	27	28.5
Length x width x height (mm)	840x620x1000	660x620x1030	840x620x1000	840x620x1000	660x620x1030
Sack filter area (cm ²)	1840	-	-	1840	-
Wet filter area (cm ²)	-	1840	1840	-	1840
FEATURES					
Dual power			•	•	•
Dual filter system		•	•		•
Folding transport handle		•			•
Adjustable handle		•			•
Storage of accessories	•	•	•	•	•
Drain hose	•	•	•	•	•
Ergo tipping		•			•
STANDARD EQUIPMENT					
HOSE D40 2.5M CPL	107407336	107407336	107407336	107407336	107407336
HARDFLOOR NOZZLE 400MM x Ø40MM - KIT	107416577	107416577	107416577	107416577	107416577
FLOOR NOZZLE D40 BRUSH	107407339	107407339	107407339	107407339	107407339
CREVICE NOZZLE D40	107408850	107408850	107408850	107408850	107408850
CARTRIDGE FILTER		107407300			107407300
SACK FILTER	107407304			107407304	
WET FILTER		107407302			107407302
TUBEHOLDER D40	107407335	107407335	107407335	107407335	107407335
EXTENSION TUBE D40 - SS	107407337	107407337	107407337	107407337	107407337
ITEM NO.	107405158	107405163	107407462	107405159	107405164



Nozzles

Upholstery nozzle, round brush, crevice nozzle



Floor nozzles

Combination and multi surface nozzles



Electro nozzle

For use on carpets



Dust bag

Synthetic



Dust bag

Paper bags



Wet and dry filter

For VL500 series




Sack filter




Tubes

Chrome, steel, aluminium.
Telescopic or basic



Cover HEPA

For VL500 series



HEPA filter

For GD 930



Hose

For GD 930

Industrial vacuum solutions

Unrivalled knowledge on a global scale

Nilfisk industrial vacuum solutions provide industrial vacuums, pneumatic conveyors, centralized vacuum systems and high power vacuums for any kind of application in all industrial sectors. Special versions are available: ATEX models with certified motors and electrical system,

with EEX d II BT5 protection for substances or areas with explosion risks; machines with absolute HEPA filtration system with 99,995% efficiency and tested by the MPPS method; machines equipped with special filters for all types of treated substances and stainless steel versions for recovering all substances, even corrosives ones.



Pneumatic conveyors are an effective method to move dust and granules.

They automate production, moving dust or granules from containers to machine tools. Employed to feed mixers, reactors, vibrating screens, granulators, capsule machines, compressors and blistering machine, pneumatic conveyors speed up the production process maintaining an healthy and safe environment.

Centralised vacuum system is composed of a suction unit, a filtration unit and a pipeline network. Designed to clean a wide range of production surfaces, the centralised vacuum system saves time thanks to simultaneous suction from various production areas.

High power vacuums range from 22 up to 55 kW power. They are ideal for collecting large quantities of heavy

material mainly in foundries, cement plants, steel works, incinerators plants, in general wherever there are large quantities of waste.

Our service

Having easy and quick access to professional service is another key factor in running your operations smoothly, predictably, and with maximum uptime.

That is why we are highly committed to delivering our Service Solutions to you. Nilfisk Service Solutions are not only your fast and reliable backup in the event of a breakdown. They are your guarantee of top professional maintenance visits from our trained technicians that are present all over the world. You can rest assured that your machines will run at their best throughout their lifetime – and keep your business performing at its utmost.

Single Phase Industrial Vacuums



118

A real industrial vacuum in 95 cm height

1 kW power, model 118 is suitable for the recovery of dry materials. Built in stainless steel to be used in industrial environments, it is however very small and light for great ergonomics and ease of use. Equipped with HEPA filter for hazardous waste.



VHS120

The most compact and powerful ever

2 Kw power, model VHS120 is suitable for the recovery of wet and dry materials. It is very compact, but it is equipped with a 37 liters container and it ensures excellent performances. Available even in M and H class for the recovery of toxic material. In these versions it is equipped with Longopac® system.



TECHNICAL DATA	Unit	118	VHS120	VHS120 MC
Voltage	V	230	230	230
Frequency	Hz	50-60	50	50
Protection class	IP	43	44	44
Insulation class	Class	F	I	I
Rated power	kW	1	2	2
Airflow without hose	L/min	2700	5500 - 330	5500 - 330
Vacuum max	kPa	21.5	21 - 210	21 - 210
Sound pressure level	dB(A)	75	74	74
Container capacity	L	25	37	-
Longopac capacity	L	-	-	25
Main filter type			L Class Polyester	M Class Polyester with glued seams
Main filter area	cm ²	8000	16000	16000
Upstream hepa filter H14 area	cm ²	-	-	-
Inlet	mm	50	50	50
Length x Width x Height	cm	50x55x94	56x57x101.5	63x62.8x130
Weight	kg	26	38	51

Single Phase Industrial Vacuums



S2B-S3B

Power, simplified

2 or 3 kW power, respectively with two or three independent motors, S2B and S3B industrial vacuums can collect wet and dry materials. In particular they are designed to be used in metal manufacturing production sites to extract metal chips, metal filings, oil and lubricant solutions.

S2-S3

The first digital and fully modular industrial vacuums

2 or 3 kW power with "by-pass" motor, models S2 and S3 can collect wet and dry materials. They are equipped with a practical electronic dashboard for an easy use and a constant monitoring of the vacuum efficiency. Available with 40, 50 or 100 L bin or with Gravity Unload System (GU) with plastic or Longopac® disposal Bag.



TECHNICAL DATA	Unit	S2B	S3B	S2	S3
Voltage	V	230	230	230	230
Frequency	Hz	50-60	50-60	50-60	50-60
Protection class	IP	43	43	44	44
Insulation class	Class	I	I	I	I
Rated power	kW	2	3	2	3
Airflow without hose	L/min	5500	8100	5500	8100
Vacuum max	kPa	21	21	21.1	21.1
Sound pressure level	dB(A)	74	75	70	71
Container capacity	L	50	50-100	40	50-100
Main filter area	cm ²	19500	19500	19500	19500
Inlet	mm	70	70	70	70
Length x Width x Height	cm	79.5x60x127.5	79.5x60x127.5-157	80x60x123	80x60x130-158
Weight	kg	64	67-70	62	68-71

Single Phase Industrial Vacuums



VHS110 ATEX / ClassII Div2



When a singlephase is ATEX certified

1.1 kW, suitable for the recovery of dry materials. VHS110 ATEX is suitable for Atex Z22 locations. Thanks to the brushless motor, this machine ensures high performance, it needs less maintenance and is suitable for continuous use. The innovative PullClean system effectively cleans the antistatic star filter while the vacuum is running. The optional HEPA14/ULPA15 upstream filter is the perfect choice when collecting fine dusts.



TECHNICAL DATA	Unit	VHS110 ATEX	VHS110 CIID2
Voltage	V	230	120
Frequency	Hz	50	60
Protection class	IP	64	64
Insulation class	Class	F	F
Rated power	kW	1.1	1
Airflow without hose	L/min	3600	2900
Vacuum max	kPa	22	22
Sound pressure level	dB(A)	76	76
Container capacity	L	37	37
Main filter area	cm ²	10000	10000
Inlet	mm	50	50
Length x Width x Height	cm	56x57x124	56x57x124
Weight	kg	42	44

Threephase Industrial Vacuums



T30S

When power is essential

3 kW power, suitable for the recovery of wet and dry materials, it is the right choice for production companies looking for a vacuum with a good price/quality ratio. Available in three different versions: with 50 or 100 liters container and with gravity unload system through polyethylene LDPE bag or Longopac®, the “endless” bag for dust collection.

CTS 22 - CTS 40 - CTT 40



Compact, versatile and fully configurable

2.2 and 4 kW power, the CTS-CTT series is suitable for the recovery of dry materials.

CTS models are equipped with lateral channel blower for a great vacuum and reduced airflow while CTT models mount a turbine, releasing a great airflow and less vacuum. The small size assures ease of movement, manoeuvrability, and allows to reach any place.



TECHNICAL DATA	Unit	T30S	CTS22	CTS40	CTT40
Voltage	V	400	400	400	400
Frequency	Hz	50	50	50	50
Protection class	IP	55	55	55	55
Insulation class	Class	F	F	F	F
Rated power	kW	3	2.2	4	4
Airflow without hose	L/min	5830	5300	7000	8900
Vacuum max	kPa	31	30	23	18
Sound pressure level	dB(A)	70	62	65	71
Container capacity	L	50-100	50	50	50
Main filter area	cm ²	19500	19500	19500	19500
Inlet	mm	70	70	70	70
Length x Width x Height	cm	60x98x125-153	105x60x125	105x60x125	105x60x125
Weight	kg	100-103	100	114	119

Threephase Industrial Vacuums



T22 - T40 - T40W - T75

Tailored for metal production

From 2.2 up to 7.5 kW, suitable for wet and dry materials. Different models for different needs, in particular the 4 kW model is available with double stage side-channel blower connected in series for a greater vacuum (model T40) or connected in parallel for an highest airflow (T40W). Ideal for the cleaning and maintenance of the plants.

T22^{PLUS} - T40^{PLUS} - T40W^{PLUS} - T40^{PLUS} HE



Health and safety as standard

From 2.2 to 4.3 kW power, for dry materials. This series has been designed to assure safety to production companies, even in explosion risk areas (they are ATEX certified), moreover L-M-H class versions are suitable for the collection of toxic dust. The side channel blower in series on models T22^{PLUS} and T40^{PLUS} allows to reach a high vacuum, while the side channel blower in parallel on model T40W^{PLUS} assures a greater airflow. Model T40^{PLUS} HE performs efficiently with less energy consumption thanks to the induction motor producing a vacuum of 330 mbar and an airflow of 270 m³/h: no power limit but a reduced electricity demand from the first use. All T^{PLUS} models can be customized.



TECHNICAL DATA	Unit	T22	T40	T40W	T75	T22 ^{PLUS}	T40 ^{PLUS}	T40W ^{PLUS}
Voltage	V	400	400	400	400	400	400	400
Frequency	Hz	50	50	50	50	50	50	50
Protection class	IP	55	55	55	55	55	55	55
Insulation class	Class	I	I	I	F	F	F	F
Rated power	kW	2.2	4.3	4	7.5	2.2	4.3	4
Airflow without hose	L/min	5250	5250	8150	8900	5250	5250	8150
Vacuum max	kPa	30	46	30	35	21	36	19
Sound pressure level	dB(A)	68	72	72	74	67	71	71
Container capacity	L	50-100	50-100	50-100	100	50-100	50-100	50-100
Main filter area	cm²	19500	19500	19500	35000	19500	19500	35000
Inlet	mm	70	70	70	70	70	70	70
Length x Width x Height	cm	113x60x124-153	113x60x124-153	113x60x124-153	130x60x164	129x60x126-154	129x60x126-154	129x60x136-164
Weight	kg	111-114	132-135	136-139	188	138	162	167

Threephase Industrial Vacuums



3707-3907 series



Endless power for endless possibilities

From 5.5 up to 13 KW, these industrial vacuums are suitable for the recovery of wet & dry materials. They are strong, powerful and reliable, therefore they are ideal for continuous and heavy-duty uses. The wide filter area and the great capacity of the container avoid machinery downtimes. Different models for different needs: greater vacuum pressure, greater air flow or greater power. These vacuums are the most requested by the heavy industry.

3997 - 3997W - 3997WC



First class power

22 kW power, these models are suitable for the recovery of wet and dry materials. For continuous, heavy duty use, these industrial vacuums can be connected to a fixed central system thanks to their high power. The electric filter shaker is mounted as standard.



TECHNICAL DATA	Unit	3707	3707/10	3907	3907W	3907/18	3997	3997C	3997W	3997WC
Voltage	V	230/400	230/400	230/400	230/400	230/400	400	400	400	400
Frequency	Hz	50	50	50	50	50	50	50	50	50
Protection class	IP	55	55	55	55	55	55	55	55	55
Insulation class	Class	F	F	F	F	F	F	F	F	F
Rated power	kW	5.5	7.5	11	11	13	20	20	20	20
Airflow without hose	L/min	8100	13500	8400	15300	18600	18600	18600	36000	36000
Vacuum max	kPa	35.3	24.5	43.1	29.4	29.4	44	44	25	25
Sound pressure level	dB(A)	78	78	78	78	78	79	79	78	78
Container capacity	L	175	175	175	175	175	175	175	175	175
Main filter area	cm ²	35000	35000	35000	35000	35000/66000	66000	110000	98000	110000
Inlet	mm	100	100	100	100	100	100	100	120	120
Length x Width x Height	cm	160x80x181	160x80x181	160x80x181	160x80x181	160x80x181	200x90x215	200x90x215	200x90x215	200x90x215
Weight	kg	291	305	411	324	360	650	697	650	697

* Electric filtershaker as standard

Compressed Air Industrial Vacuums



A15 - VHC200



Play compressed air, play safety!

Designed to operate whenever electricity is unavailable or forbidden, these models are equipped with Venturi system and are ideal to recover both solid debris and liquid spills. Different in terms of performance and capacity, they are available in painted steel, stainless steel, in the flameproof ATEX-compliant version (for zones Gas 1-2 and Dust 21-22).



TECHNICAL DATA	Unit	A15	VHC200
Air consumption*	(NL/min)	1580	2650
Required pressure	bar	6	6
Airflow without hose*	L/min	2100	5600
Vacuum max*	kPa	35	38
Sound pressure level	dB(A)	72	70
Container capacity	L	25	50-100
Main filter area	cm ²	7000	19500
Inlet	mm	50	70
Length x Width x Height	cm	51x50.5x101	91x60x130-159
Weight	kg	24	67-70

*at 6 bar of pressure

Industrial Vacuums for Oil and Chips



VHO 200

Collecting liquids has never been so easy!

2.4 kW power, this singlephase industrial vacuum has been designed to collect up to 75 litres of any kind of liquid, also mixed with solid materials, and discharge them very fast by simply activating the valve to change the suction into a blowing flow. It is equipped with a chip basket that can separate solid materials from liquids.

ECO-OIL 13 - ECO-OIL 22

Vacuum oil to save oil

1.3 kW singlephase and 2.2 kW threephase respectively, models ECO-OIL 13 and ECO-OIL 22 are specifically designed to recover oil, viscose liquids and chips, separate the solids from the liquids by means of "macrofiltration" and allowing the operator to recycle the recovered oil.



TECHNICAL DATA	Unit	VHO200	ECO-OIL 13	ECO-OIL 22
Voltage	V	230	230	400
Frequency	Hz	50	50	50
Protection class	IP	44	43	55
Insulation class	Class	I	B	F
Rated power	kW	2.4	1.3	2.2
Airflow without hose	L/min	4500	2675	5100
Vacuum max	kPa	23	31.3	32.3
Sound pressure level	dB(A)	70	70	71
Shaving capacity	L	22	30	30
Liquid capacity	L	75	180	180
Inlet	mm	50	50	50
Length x Width x Height	cm	58x88x123	67x105x150	67x105x150
Weight	kg	60	120	135

All models are equipped with anti-oil wheels with breakes.
All seals are in rubber anti-oil.

Industrial Vacuums for Food, Pharma and OEM



IVT1000

The vacuum for cleanrooms

Small vacuum unit, ideal for clean rooms, where maximum sterilization and full contamination control are standard requirements. It is quiet and can be completely sterilized, the right solution for recovering small quantities of toxic (or even potentially lethal) powder (HEPA/ULPA filtration).

VHS110 CR

Cleanroom-friendly, wet & dry

Wet&Dry single phase vacuum cleaner for cleanrooms. The GMP design and the stainless steel execution make it extremely easy to clean and sanitize.

The ULPA15 downstream filter avoids contamination of the cleanroom area, as well the optional upstream HEPA14 or ULPA15 filter secure the highest filtration efficiency in case of very fine dust.



TECHNICAL DATA	Unit	IVT1000	IVT1000 H-CLASS	IVT1000 SAFE PACK	VHS110 CR
Voltage	V	220-240	220-240	220-240	230
Frequency	Hz	50-60	50-60	50-60	50
Protection class	IP	40	40	40	54
Insulation class	Class	-	-	-	I
Rated power	kW	1.2	1.2	1.2	1
Airflow without hose	L/min	2283	2100	2100	2967
Vacuum max	kPa	19.8	20	20	20.5
Sound pressure level	dB(A)	61	61	61	76
Container capacity	L	12.5	12.5	-	37
Dust bag capacity	L	6.5	8	6.5	-
Main filter area	cm ²	2100	2573	2573	10000
Inlet	mm	32	32	32	50
Length x Width x Height	cm	30x30x62.5	30x30x72.5	30x30x70	56x57x124
Weight	kg	9	11.5	9	39

Industrial Vacuums for Food, Pharma and OEM



VHW200 - VHW201 - VHW210 - VHW211



the most compact vacuum cleaners for automated applications

From 0.45 up to 0.85 kW power, these three-phase fixed industrial vacuums are the smallest of Nilfisk range and are ideal to be integrated in process machines for the extracting and recovering of small quantities of dust or trimmings. Designed in compliance with GMP requirements, they are quiet and provide excellent filtration thanks to the main filter bag and the HEPA H14 upstream absolute filter as standard.




VHW310 - VHW311



Best onboard vacuum technology

1.5 kW power. Ideal to be integrated into process machine where only a limited space is available and high performances are required. Model VHW311 can be easily upgraded on the field with absolute filter and wheels, so as to become a mobile industrial vacuum.



TECHNICAL DATA	Unit	VHW200	VHW201	VHW210	VHW211	VHW310	VHW311
Voltage	V	400	400	400	400	400	400
Frequency	Hz	50	50	50	50	50	50
Protection class	IP	55	55	55	55	55	55
Insulation class	Class	I	I	I	I	I	I
Rated power	kW	0.45	0.45	0.85	0.85	1.5	1.5
Airflow without hose	L/min	1192	1192	1933	1933	3500	3500
Vacuum max	kPa	14.8	14.8	21	21	24	24
Sound pressure level	dB(A)	56	56	62	59	61	60
Container capacity	L	1	6.5	6.5	6.5	15	15
Main filter area	cm ²	1330	1840	1840	1840	4200	4200
Inlet	mm	40	40	40	40	50	50
Length x Width x Height	cm	53x27x41.5	42x43x82	64x33x47.5	42x43x82	42x71x90.5	42x71x90.5
Weight	kg	17	25	23	31	49	61

Industrial Vacuums for Food, Pharma and OEM



VHW320 - VHW321

Multifunctional innovation

1.5 kW power. Ideal to be used both as equipment of process machines and/or for cleaning and maintenance activities, they mount the new PullClean system to clean effectively the cartridge filter while the vacuum is running. VHW321, thanks to its innovative and smooth design, is extremely easy to clean and sanitize (GMP conformity). The H-class certified vac allows the safe replacement of the absolute filter without getting in contact with hazardous material.



VHW420 - VHW421

When hygiene meets performances

2.2 kW power. Model VHW420 has been designed to ensure the highest performances in fully automated applications operating 24/7. Model VHW421 is the perfect symbiosis between performances and hygienic design for GMP requirements, it is easy to clean and sanitize but powerful.



TECHNICAL DATA	Unit	VHW320	VHW321	VHW420	VHW421
Voltage	V	400	400	400	400
Frequency	Hz	50	50	50	50
Protection class	IP	55	55	55	55
Insulation class	Class	F	F	F	F
Rated power	kW	1.5	1.5	2.2	2.2
Airflow without hose	L/min	3200	3200	5100	5100
Vacuum max	kPa	18.5	18.5	19	19
Sound pressure level	dB(A)	60	61	63	65
Container capacity	L	25	25	46	46
Main filter area	cm ²	10000	10000	20000	20000
Inlet	mm	50	50	70	70
Length x Width x Height	cm	44x78x117	44x73.5x117	54x97x139	54x97x139
Weight	kg	73	83	100	113

Industrial Vacuums for Food, Pharma and OEM



VHW440



The highest performances for total hygiene productions

4 kW power, it provides excellent performances in terms of vacuum, airflow and filtration for the total cleaning of production areas.



TECHNICAL DATA	Unit	VHW440
Voltage	V	400
Frequency	Hz	50
Protection class	IP	55
Insulation class	Class	F
Rated power	kW	4
Airflow without hose	L/min	7000
Vacuum max	kPa	23
Sound pressure level	dB(A)	67
Container capacity	L	46
Main filter area	cm ²	20000
Inlet	mm	70
Length x Width x Height	cm	54x97x139
Weight	kg	113

Industrial Vacuums for Packaging and Trims



R series




The fastest way to collect trims

From 0.85 to 4 kW power, suitable for the recovery of trims and cuttings (paper, plastic, textile) from production lines. Suction power, construction features and dimensions are therefore tailored according to the production machines they need to serve.



TECHNICAL DATA	Unit	R104	R154	R155	R305	3507W R
Voltage	V	230/400	230/400	230/400	230/400	230/400
Frequency	Hz	50	50	50	50	50
Protection class	IP	55	55	55	55	55
Insulation class	Class	F	F	F	F	F
Rated power	kW	0.9	1.1	1.1	2.2	4
Airflow without hose	L/min	2600	3300	3300	5100	8600
Vacuum max	kPa	23	21	21	31	29
Sound pressure level	dB(A)	68	72	72	75	74
Container capacity	L	114	114	150	150	215
Main filter area	cm ²	11500	11500	14350	14350	19000
Inlet	mm	50	50	50	50	70
Length x Width x Height	cm	56x120	56x120	66x125	66x125	120x70x140
Weight	kg	38	40	47	61	155

Pneumatic Conveyors



ELECTRIC PNEUMATIC CONVEYORS



Electric pneumatic conveyors generate vacuum through side channel blowers. Compliant with Regulation 1935/2004, they can be used in the food and pharmaceutical industry. The range includes:

- 3VT Series - conveyor for powder mixtures up to 500 kg/h and/or grains smaller than 1 mm. No demixing of the material.
- 9505 Series - blowing-based conveyor for empty capsules.
- A128X Series with single-phase brush motor - conveyor for materials up to 300 kg/h and grains larger than 1 mm.
- PCT421FG Series - conveyor, to transfer fragile products to the packaging machine.
- Modular systems: custom-made solutions for specific applications.

The "Modular system" line includes custom-made solutions for specific applications.

COMPRESSED AIR PNEUMATIC CONVEYORS



Vacuum generation within this type of pneumatic conveyor is carried out by using compressed air systems. This system has a low noise level, high flexibility of use and it takes up less space. Thanks to the vacuum generation technology, the pump feed compressor's energy consumption is similar to that of electric systems. The standard line guarantees a very high level of hygiene. Made of AISI 304 stainless steel, it is ideal when a perfect balance between performance, compactness and low maintenance is required. This range is equipped with the "S series" pump, with a capacity up to 3100 kg/h. The premium line is employed where an optimal level of technology, efficiency and hygiene is required. All the parts in contact with the material, except for the gaskets and the filter, are made of AISI 316L stainless steel; the "H Series" pump is even more efficient, in terms of energy consumption, and it can transport up to 2600 kg/h.



TECHNICAL DATA	Unit	3VT	3VT / 25	PCC00HP	PCC12HP	PCC44SF	PCC44HF	9505	A128	A136	PCT421FG	PCT320FG
Voltage	V	400	400	-	-	-	-	220/400	220	220	400	400
Frequency	Hz	50/60	50/60	-	-	-	-	50/60	50/60	50/60	50/60	50/60
Ip protection	Class	54	54	54	54	54	54	55	40	40	55	55
Insulation	Class	F	F	-	-	-	-	F	F	F	F	F
Rated power	W	0,55	0,75	Compressed air	Compressed air	Compressed air	Compressed air	0,36	1	1	2,2	1,5
Airflow max	m³/h	267	417	717	1433	4917	4617	1300	2700	2700	3960	3180
Vacuum max	kPa	74	74	75	75	75	75	-	21	21	19	18,5
Sound pressure level	dB(A)	61	61	70-73	69-77	69-77	69-77	62	74	74	65	60
Hooper capacity	L	11	11	2	3	14	14	198	8	16	7	7
Required pressure	bar	4/6	4/6	4/6	4/6	4/6	4/6	-	4/6	4/6	-	-
Air consumption	nl/sec, 6 bar	0,2	0,2	3,5	7	28	28	-	0,56	0,56	-	-
Main filter area	cm²	1200	1200	800	1400	2500	7500	11000	7500	14100	20000	19500
Inlet	mm	30	30	25	32/38	63/76	63/76	60	40	50	50	70
Hopper LxWxH	cm	27.5x27.5 x54.2	27.5x27.5 x54.2	35.1x38.6 x28.7	44.2x48.9 x67.1	46.2x44.8 x106.7	48.6x55.3 x103.8	-	44x30x73	55x40x87	49.1x36.5 x59.3	49.1x36.5 x59.3
Hopper weight	kg	-	-	12	22	34	40	-	14	18	7	7
Trolley + motor LxWxH	cm	76x46x87	76x46x87	-	-	-	-	120x61 x120	-	-	90x46x145	90x50x139
Complete trolley	kg	78	78	-	-	-	-	104	-	-	55	73
Material		AISI 304/316L	AISI 304/316L	AISI 316L	AISI 316L	AISI 316L	AISI 316L	AISI 316L	AISI 304	AISI 304	AISI 304/316L	AISI 304/316L
Conveying capability up to	kg	500	500	300	600	2700	2200	700*	300	350	500	250

*Capsules per second

Centralized Vacuum Systems

CENTRALIZED VACUUM SYSTEMS



The centralized vacuum system is composed of a suction unit, a filtration unit and a pipeline network.
The advantages are easily summarised:

- time saving, due to simultaneous suction from various production areas;
- productivity increase, due to the possibility of continuous suction reducing machinery down time;
- fast disposal of waste, due to the various automatic emptying systems for the collected material.

TECHNICAL DATA SUCTION UNIT	Unit	CV10	CV15	CV15W	CV17	CV18	CV25	CV30	CV30W
Voltage	V	400	400	400	400	400	400	400	400
Frequency	Hz	50/60	50/60	50/60	50/60	50/60	50/60	50/60	50/60
Ip protection	Class	55	55	55	55	55	55	55	55
Insulation	Class	F	F	F	F	F	F	F	F
Rated power	kW	7,5	11	11	12,5	12,5	18,5	20	20
Airflow without hose	l/min	13200	8700	15700	22000	17500	22000	18750	35500
Vacuum max	mbar	25	43	30	21	29	32	44	25
Sound pressure level	dB(A)	78	78	78	78	78	80	80	80
Inlet	mm	100	100	100	100	100	100	100	120
Length x width x height	cm	800x700x1080	800x700x1080	800x700x1080	900x850x1150	900x850x1150	900x850x1150	900x850x1150	900x850x1150
Weight	kg	130	253	143	278	278	290	373	419

TECHNICAL DATA SILO	Unit	SILO D560	SILO D780	SILO D780/1	SILO D1200	SILO D1200/1
Vacuum max	mbar	500	500	500	500	500
Cone capacity	L	36	102	102	385	385
Filter area	cm ²	7	11	22	32	64
Inlet	mm	100	150	150	220	220
Length x width x height	cm	56.3x56.3x152.8	78.4x78.4x186	78.4x78.4x228.4	124x124x265	124x124x319

*reference silos: cartridge kit and 250 mm flange

High Power Industrial Vacuums



HIGH POWER FOR GREAT QUANTITIES



The high power series covers 15 heavy duty standard vacuum models. The power capacity goes from 22 up to 55 kW. Special models can be individually designed.

The powerful Nilfisk vacuum units enable savings in time and resources. Foundries, cement plants, steel works, incinerating plants and all types of heavy industry choose Nilfisk products for their sturdiness and ease of operation.

All models in the range have been designed in compliance with safety regulations for the operators and the environment. They are easy to move from one area to another using a fork lift or overhead travelling crane that locates to the special pick-up points attached to the units. Nilfisk can also offer a wide range of hoppers, unloading and storage systems for all production requirements. Mobile versions available.



TECHNICAL DATA	Unit	AC30 CFA	AC37 CFA	AC45 AV CFA	AC30 TR	AC37 TR	AC45AV TR
Voltage	V	400	400	400	400	400	400
Frequency	Hz	50/60	50/60	50/60	50/60	50/60	50/60
Ip protection	Class	55	55	55	55	55	55
Insulation	Class	F	F	F	F	F	F
Rated power	kW	30	37	45	30	37	45
Airflow without hose	l/m	30000	33333	35000	30000	33333	35000
Vacuum max	mBar	460	510	620	460	510	620
Sound pressure level	dB(A)	76	76	76	76	76	76
Container capacity	L	1000	1000	1000	1300	1300	1300
Main filter area	cm ²	16000	160000	160000	160000	160000	160000
Inlet	mm	100	100	100	100	100	100
Length x width x height	cm	160x160x280	160x160x280	160x160x280	160x160x350	160x160x350	160x160x350
Weight	kg	2600	2600	2700	2300	2346	2408



Lightweight and heavy-duty performance

- Low noise operation
- Washable filter in Polyester or Cotton material
- PTFE (non-stick) and Nomex (heat resistant) filter optional
- 9 liters container capacity
- Lightweight aluminium construction - built for years of heavy duty cleaning
- Unique dual filter solution available with HEPA or ULPA exhaust filters
- Bagless operation possible
- Dust class L-certification

Lightweight and portable, the Nilfisk GM 80P is the symbol of Nilfisk quality and provides durability, high performance and efficient cleaning - required by dust control professionals.

The sturdy aluminium container means that the vacuum cleaner is almost indestructible and therefore especially suitable for rough and heavy duty cleaning.

Mounted on a strong steel trolley with large rubber wheels, the machine is easy to manoeuvre. Ideal for e.g. production lines, chemi/pharma industries, hospitals and offices.



TECHNICAL DATA	GM 80P LC
Energy efficiency class	na
Annual energy consumption (kWh/year)	na
Dust pick up on carpet	na
Dust pick up on hard floor	na
Dust re-emission class	na
Sound power level dB(A) IEC/EN 60335-2-69	na
IP protection class	IP20
Rated power (W)	1200
Suction power end of tube (W)	270
Airflow without hose (l/sec.)	38
Container capacity (l)	12.25
Main filter area (cm ²)	2100
Vacuum max (kPa)	27
Inlet (mm)	38
Weight (kg)	8
Length x width x height (mm)	390x300x410
Main filter type	COTTON
FEATURES	
Detachable cord	•
Robust steel chassis	•
Fleece filter bag	•
Washable filter	•
L-class hazardous dust approval	•
STANDARD EQUIPMENT	
HOSE 38/32MM 2M STEEL BENT END	12097500
BRUSH ROUND GREY 100 NATU	11276901
CREVICE NOZZLE KIT	81140900
COMBI NOZZLE ROLLER PC D32	140 8492 510
FILTER COTTON GS/GM 80	61543000
MICRO-STATIC FILTER	11641000
EXTENSION TUBE D32	11112401
TUBE BENT D32 STEEL	21112600
ITEM NO.	107418493



Superior and powerful vacuum cleaner

- InfiniClean™ - Automatic filter cleaning system with minimized performance loss
- PTFE long-life filter with non-stick membrane and minimum 99,9% filtration efficiency
- Push&Clean™ - Semi-automatic filter cleaning system.
- Dust class L certification
- Unique dual filter solution available with HEPA filtration.
- Robust container with steel castors and bumper.
- MultiFit accessory system for the ultimate in task flexibility
- Flexible rubber straps, tool box storage and optional trolley handle for convenient storage and transport
- Optional motor cooling filter, exhaust air collector and Long-Life filter bag

The VHS 40 vacuum cleaner series sets a new standard for design and feature level of the Nilfisk wet & dry vacuum portfolio. With innovative filtration system, improved performance and robust design, this range represents a superior solution for professional customers looking for a safe and reliable machine. VHS 40 comes with more suction power, sealed dust system, automatic filter cleaning and several other user benefits - designed to meet the tough requirements within manufacturing and building and construction industries.



TECHNICAL DATA	VHS 40 L30 PC 220-240V 50/60HZ EU	VHS 40 L40 LC FM IC 220-240V 50/60HZ EU
Weight (kg)	14.5	16
Length x width x height (mm)	565x385x520	565x385x600
Main filter type	PTFE	PTFE
El cable (m)	7.5	7.5
Airflow rate (l/min.)	4500	4500
Vacuum (mbar/kPa)	250/25	250/25
Power Pmax (W)	1400	1400
Power Pic (W)	1200	1200
Mains connection (V~/Hz/A)	230/1/50-60/16	230/1/50-60/16
Working sound level (dB(A))	60	60
Container volume (l-max)	30	42
Filter cleaning system	Push&Clean	InfiniClean
FEATURES		
Softstart	•	•
Anti-static system	•	•
Push&Clean filter cleaning	•	
Hose and cable holder	•	•
InfiniClean		•
Disposal bag 1 pcs		•
Fleece filter bag 1 pcs	•	•
STANDARD EQUIPMENT		
CURVED HAND TUBE Ø36MM SS		46691
EXTEN TUBE Ø36 2X505MM SS	107408074	107408074
TOOL ADAPTER WITH SUCTION REGULATION D32	107409977	
HOSE Ø36X4000 MM AS RED		107413544
UNIV HOSE WITH HAND TUBE D32X3500 CPL.	107409976	
FLOOR NOZZLE Ø36X300MM	302002331	
INDST.FL.NOZZ.36X400MM W/BRUS.		302003666
CREVICE NOZZLE D36X200	29541	29541
ITEM NO.	107412160	107412165



Powerful and safe dust extractor for hazardous dust

- InfiniClean™ - Automatic filter cleaning system with minimized performance loss
- PTFE long-life filter with non-stick membrane and minimum 99,9% filtration efficiency
- Push&Clean™ - Semi-automatic filter cleaning system on selected models.
- Dust class M and H certification including Asbestos
- Unique dual filter solution available for H-class/HEPA - including 3-stage filtration
- Flow sensor with combined acoustic and LED warning
- Robust container with steel castors and bumper.
- MultiFit accessory system for the ultimate in task flexibility
- Flexible rubber straps, tool box storage and optional trolley handle for convenient storage and transport
- Optional motor cooling filter, exhaust air collector and Long-Life filter bag

The VHS 42 M/H dust extractor series sets a new standard for design and feature level of the Nilfisk wet & dry vacuum portfolio. With innovative filtration system, improved performance, robust design and dust class M/H certification, this range represents a superior solution for professional customers looking for a reliable machine to protect workers health and safety. VHS 42 M/H comes with more suction power, sealed dust system, automatic filter cleaning and several other user benefits - designed to meet the tough requirements in building & constructions and other industries when picking up hazardous dust.



TECHNICAL DATA	VHS 42 L30 HC PC 220-240V 50/60HZ EU	VHS 42 L30 MC PC 220-240V 50/60HZ EU	VHS 42 L40 HC IC 220-240V 50/60HZ EU	VHS 42 L40 MC IC 220-240V 50/60HZ EU
Weight (kg)	14.5	14.5	16	16
Length x width x height (mm)	565x385x520	565x385x520	565x385x605	565x385x605
Main filter type	PTFE/Cellulose H-class	PTFE	PTFE/Cellulose H-class	PTFE
El cable (m)	7.5	7.5	7.5	7.5
Airflow rate (l/min.)	4500	4500	4500	4500
Vacuum (mbar/kPa)	250/25	250/25	250/25	250/25
Power Pmax (W)	1400	1400	1400	1400
Power Pic (W)	1200	1200	1200	1200
Mains connection (V~/Hz/A)	230/1/50-60/16	230/1/50-60/16	230/1/50-60/16	230/1/50-60/16
Working sound level (dB(A))	60	60	60	60
Container volume (l-max)	30	30	42	42
Filter cleaning system	Push&Clean	Push&Clean	InfiniClean	InfiniClean
FEATURES				
Softstart	•	•	•	•
Dual filter system	•		•	
Anti-static system	•	•	•	•
Push&Clean filter cleaning	•	•		
InfiniClean			•	•
Disposal bag 1 pcs				•
Fleece filter bag 1 pcs		•		•
STANDARD EQUIPMENT				
FILTER ELEMENT Ø140X75 H-CLASS/HEPA	107413555		107413555	
CURVED HAND TUBE Ø36MM SS	46691	46691	46691	46691
EXTEN TUBE Ø36 2X505MM SS	107408074	107408074	107408074	107408074
TOOL ADAPTER D27 QUICKSYSTEM	302000535	302000535	302000535	302000535
HOSE Ø36X4000 MM AS RED	107413544	107413544	107413544	107413544
FLOOR NOZZLE Ø36X300MM	302002331	302002331		
INDST.FL.NOZZ.36X400MM W/BRUS.			302003666	302003666
CREVICE NOZZLE D36X200	29541	29541	29541	29541
ITEM NO.	107412162	107412161	107412167	107412166



A versatile, high-performance unit for demanding day-in/ day-out vacuumings

- Two motor industrial performance
- Washable PET Fleece, big surface filter for high efficiency and low maintenance costs
- Push & Clean filter cleaning system for high efficiency
- Stainless steel tiltable and removable 70 L container for easy handling and disposal
- Complete package with 38 mm accessories with stainless steel tubes and 400 mm wet&dry floor nozzle
- 10 meter cable for a large working radius
- Applicable for wet & dry pick up by reliable floating system
- Robust fleece filter bag standard

Whether it's a factory floor or warehouse loading dock, when spills happen they need to be cleaned quickly and effectively. Apart from the mess, unattended spills can create a hazard that can prove both dangerous and costly.



TECHNICAL DATA	IVB 961-0L
IP protection class	IPX4
Dust class	L
Rated power (W)	2x1200
Suction power end of tube (W)	270
Airflow without hose (l/sec.)	120
Container capacity (l)	70
Main filter area (cm²)	7800
Vacuum max (kPa)	23
Inlet (mm)	50 MultiFit
Weight (kg)	30
Length x width x height (mm)	580x600x970
Main filter type	PET
FEATURES	
Tilting container	•
Anti-static system	•
Wet & dry performance	•
Low working sound level	•
Stainless steel container	•
Push&Clean filter cleaning	•
Fleece filter bag 1 pcs	•
STANDARD EQUIPMENT	
FILTER ELEMENT D275X187 PET NANO M-CLASS	107400562
UNI. SUCTION HOSE Ø38X4000MM EVA	302002796
CURVED HAND TUBE D38 MM SS	302002889
EXTENSION TUBES R38 2X500 KIT	107402474
FLOOR NOZZLE D38x400 WET AND DRY	302002798
CREVICE NOZZLE Ø38x300 MM PP	302002890
ITEM NO.	302002914



For heavy-duty industrial cleaning and hazardous dust collection

- Two motor industrial performance
- XtremeClean fully automatic filter cleaning system for high efficiency also in H class
- Big surface filter for high efficiency and low maintenance costs
- Stainless steel sit down container for easy handling and disposal
- 10 meter cable for a large working radius
- Disposal bag standard
- Socket for automatic on/off (only -2H/M model)

The tougher the cleaning, the better the vacuum cleaner needs to be. This is why so much thought has gone into the design of the IVB 965-21 SD. With 7200 ltr. per minute of air flow, and 3000 W of maximum power, it is capable of fast, productive cleaning of dirt, metal chips and liquid spills.



TECHNICAL DATA	IVB 965-0L	IVB 965-2H/M
IP protection class	IPX4	IPX4
Dust class	L	H/M
Rated power (W)	2x1200	2x1200
Suction power end of tube (W)	270	270
Airflow without hose (l/sec.)	120	120
Container capacity (l)	50	50
Main filter area (cm ²)	7800	7800
Vacuum max (kPa)	23	23
Inlet (mm)	50 MultiFit	50 MultiFit
Weight (kg)	45	45
Length x width x height (mm)	615x690x990	615x690x990
Main filter type	PET Nano	Paper/Glass Fibre
FEATURES		
Anti-static system	•	•
Motor speed control	•	•
Low working sound level	•	•
Washable PET fleece filter	•	
XtremeClean filter cleaning	•	•
Disposal bag 1 pcs	•	•
STANDARD EQUIPMENT		
FILTER ELEMENT D275X187 H-CLASS		107400564
FILTER ELEMENT D275X187 PET NANO M-CLASS	107400562	
DISPOSAL BAG ATTIX 7 5 PCS	302001480	302001480
SAFETY FILTER BAG ATTIX/IVB 9 SET5		302003473
ITEM NO.	302002916	302002917

IVB 7X - ATEX TYPE 22 - Industrial Health & Safety Wet & Dry



Approved for healthy- and explosion proof cleaning

- Safety vacuum cleaner for dustclass M ATEX Zone 22 approved
- single phase vacuum cleaner EC drive motor technology, long life / ATEX applications
- SoftStart: A gentle motor startup keeps the starting current low. For easy starting on limited electrical systems Auto On/Off. In combination with powered tools the machine starts and stops automatically when you start or stop the power tool Tilt or Lift-Out container emptying.
- The 70 liter stainless steel container can be easily tilted in the frame or lifted off for emptying.

The IVB 7X M class is equipped with the unique EC drive motor system. This ensures long live time and enables use in ATEX zone 22 areas. The IVB 7X is approved according to ATEX directive 94/9/EC for the use in Zone 22.



TECHNICAL DATA

IVB 7-M ATEX TYPE 22

IP protection class	IP54
Dust class	M
Rated power (W)	1200
Suction power end of tube (W)	270
Airflow without hose (l/sec.)	56
Container capacity (l)	70
Main filter area (cm ²)	3000
Vacuum max (kPa)	25
Inlet (mm)	50 type 22
Weight (kg)	27.2
Length x width x height (mm)	580x605x970
Main filter type	PET
FEATURES	
Filter bag	•
Motor speed control	•
Automatic On/Off-elec. tools	•
ATEX hazardous TYPE 22 approval	•
Extra socket for tool	•
STANDARD EQUIPMENT	
FILTER ELEMENT Ø185X140 PET M-CLASS	302000490
HOSE Ø36X4000MM W COUPLING TYPE 22	44193
ITEM NO.	302001895



Health&Safety Wet&Dry vacuum cleaners for ATEX Zone 22 explosive dust

- Industrial specifications, robust construction, and powerful... the definition of IVB 9
- Approved for ATEX Zone 22,M andH Class
- 2 Brushless EC (Electronic Controlled) motors
- Two motor Industrial performance
- XtremeClean fully automatic filter cleaning system for high efficiency in H and M Class
- Big surface H Class filter for high efficiency and low maintenance costs
- Stainless Steel SitDown container for perfect
- handling and disposal
- 10 meter cable for a large working radius
- Disposal and Safety filter bag standard

The IVB 995-0H/M SD XC TYPE 22 is the most powerful two-motorvacuum cleanerthat is approved to be used for both Mand H-Class dust in Zone 22 environments. Featuring XtremeClean filter cleaning and a Stainless Steel SitDown container. The perfect concept for Industrial use where safety is a must.



TECHNICAL DATA

IVB 995 ATEX TYPE 22

IP protection class	IP54
Dust class	H/M
Rated power (W)	2x1100
Suction power end of tube (W)	270
Airflow without hose (l/sec.)	120
Container capacity (l)	50
Main filter area (cm²)	10000
Vacuum max (kPa)	23
Inlet (mm)	50 Type 22
Weight (kg)	45
Length x width x height (mm)	615x690x990
Main filter type	Paper/Glass Fibre
FEATURES	
Softstart	•
Anti-static system	•
Low working sound level	•
M-class hazardous dust approval	•
H-class hazardous dust approval	•
ATEX hazardous TYPE 22 approval	•
XtremeClean filter cleaning	•
STANDARD EQUIPMENT	
FILTER ELEMENT D275X187 H-CLASS	107400564
MOTOR COOLING AIR FILTER ATTIX9/IVB9	107400041
ITEM NO.	302002919




Fixed floor nozzle
Type 22, Ø50x600 mm



Pipe cleaning nozzle



filter bag sets, 5 pcs.



Safety filter bag, 5 pcs.



MAC/floor kit (38mm)
Multi fit rubber hose (38mm)



Vacuum cleaner kit
For special health and safety applications



Oven cleaning set
Ø38mm



Industrial set
Ø50mm



Chip set
Ø50mm

Technologies - designed to meet our customer needs!

Nilfisk offers you a complete range of innovative and powerful Wet&Dry vacuum cleaners - all designed to accommodate not only your most demanding professional cleaning needs, but also to match your specific level of requirements in terms of suction power, with features such as advanced filtration, very low noise, high performance and automatic or semi-automatic filter cleaning.

XtremeClean™

This advanced technology delivers automatic filter cleaning while you work at full vacuum performance. Using either valve or servo based solutions, XtremeClean™ ensures an even longer lifetime, high efficiency and prevents power loss through restricted airflow – without interruptions.

InfiniClean™

InfiniClean™ automatically cleans the filter during operation using a reversed air pulse that is activated every 15 seconds – increasing the airflow up to 20%. The durable and washable PTFE long-life filter with non-stick membrane can be used for both wet and dry pick-up.

Push&Clean™

This technology allows fast and simple cleaning of the filter cartridge. When pushing the filter cleaning button, the surrounding air enters the filter cartridge in the opposite direction. Dirt is blasted off the filter and the suction performance is high again. A comfortable, powerful yet gentle way of cleaning the filter.

MultiFit™

MultiFit was conceived so that all suction hoses, regardless of whether the diameter is 27, 32, 36, 38 or 50 mm, can be connected to the vacuum without further expenditure. On most models, the MultiFit hose inlet gives the flexibility to choose between universal or AntiStatic hoses.

SoftStart™

A voltage dropout can lead to system break downs if the appliance is sensitive to voltage fluctuation. SoftStart keeps the starting current low and reduces voltage dropout. The function is certified by an independent testing institution.

AntiStatic

The friction of dust particles can a buildup of static electricity in the hose which can cause electrical shocks or even ignite explosive material or combustible dust. The Nilfisk AntiStatic system means that the vacuum inlet fittings are earthed and electrostatic charges are prevented.

AutoOnOff™

By connecting the tool directly to the machine, dust is vacuumed directly from source and the vacuum is switched automatically on and off with the tool. Follow up controls are included for the complete emptying of the suction hose and continuous power regulation.

SystemEC™

The SystemEC, used in all Nilfisk ATEX ZONE 22 vacuums, is a single-phase drive system developed with an electronically commutated direct current motor. The motor is electronically controlled, making carbon brushes unnecessary.

FlowSensor™

This patented technology, used in all Nilfisk H and M class and TYPE 22 vacuum cleaners electronically measures air flow directly with the use of two thermal gates. Air flow can be determined in all operating conditions regardless of hose diameter and/or power supply fluctuation.

Scrubber dryers

Results you can rely on

The Nilfisk range of automatic cleaning machines allows you to clean efficiently up to 11.700 m² per hour. You can trust us on

four priorities when we design and develop the machines – excellent cleaning results, ease of use, maximum lifespan and low maintenance and service costs.



Less downtime with the Nilfisk "tool-free" system

The exclusive Nilfisk "tool-free" system allows the operator to check or change the brushes and decks quickly and easily, thus keeping downtime to a minimum and saving money. Our machines are designed to be easy to maintain, all the main parts can be accessed quickly and directly.

Making the most of your up-time

All scrubber dryers have been built for easy maintenance and maximum up-time. This is enhanced by features like:

- easy access to key components like batteries and vacuum motor
- easy and quick change of squeegee blades, brushes and pads
- no tools needed to change accessories
- easy access to batteries for service; easy to charge

Discs and brushes for every application

All discs and brushes are designed to carefully clean many types of floors. Nilfisk scrubber dryers can safely and effectively clean all hard floor surfaces. Nilfisk can advise on the machine, accessory and detergent most suitable for use in your premises. Our machines remove all types of dirt: dust, oil, rubber etc. Nilfisk has the perfect solution for you.

Get more out of your scrubber dryer with our range of accessories

- batteries or cable: depends on the environment to clean
- charger on board or not: to charge everywhere you want
- monoblocs or cells in a tray batteries: depends on the running time you need
- cylindrical or flat brush system: depends on the floor and if you need to sweep or not
- brushes or pads: a large choice to be closed to the cleaning task

Comfort comes as standard with ClearView™

An analysis of the Nilfisk machine reveals that the ergonomic design offers the required comfort to the operator, thus reducing stress and work absenteeism. For example, the ClearView™ system, patented by Nilfisk, offers the operator a wide field of vision, allowing him to control all functions without the need to dismount from the machine. Other features are also critical, such as accessible controls, easy to drive steering wheel and adjustable driving seats. Prioritising safety and user friendliness is our primary concern when developing new cleaning solutions.

Innovative technologies for every floorcare application

Nilfisk's complete range of floorcare solutions utilises a number of innovative technologies designed to improve not only your cleaning results, but also to lower your total cost of ownership.

DustGuard™

A fogging system that bonds airborne dust particles so they fall to the ground to be swept by side brooms into the cleaning path of the main broom. 70% greater dust controlled productivity than conventional sweepers which only use dust control on main broom.

OneTouch™

One button activates all cleaning/sweeping functions for increased ease-of-use and quick operator training.

SmartFlow™

A system that adjusts the flow of water and detergent according to the speed of the machine – guaranteeing consistent consumption for each square metre of flooring.

REV™

With REV the scrubbing pad moves in an orbital pattern rather than just spinning, leaving no swirl marks or uneven wear paths. This feature, in combination with the correct surface preparation pad, means that the floor finish can be removed using water only.

EcoFlex™

Nilfisk Ecoflex ensures you get every floor cleaned, from light traffic areas to heavily soiled areas, in the most environmental friendly way, easily and efficiently while saving money.

QuickChange™

The QuickChange™ interchangeable deck system provides eight unique disc or cylindrical decks for a single machine that can be changed quickly and easily so that you always have the right pad for the job.

SmartKey™

SmartKey™ provides you with two different levels of access for both user and super user resulting in the increased security of your machine and ease-of-use in daily operation.

TrackClean™

A fleet management system that optimizes your cleaning program and monitors cleaning performance helping you reduce costs and stay in control.



Upright scrubber dryer is the master of small space cleaning

- Scrub and dry in one single pass giving fast access to the cleaned area
- Two solution flow settings for efficient cleaning and red LED light indicator alarms when out of solution
- Ergonomic handle for comfortable one or two handed operation
- Easy to carry and to transport from one place to another – only 12 kg weight
- Only use clean solution: no dirt and bacteria spread everywhere on the floor
- Flat recovery tank design and full access makes it fast and easy to clean 100% of the recovery tank from any dirt
- Can do what others cannot: Low deck profile and offset allow to clean difficult to reach areas for real floor cleaning
- Easy and quick maintenance operations help the operator to always have a clean and functional machine
- Flexible cleaning: Eco flow for light cleaning and double flow for spot or hard cleaning
- All machine functions stop in upright position: No brush or squeegee on the floor and no solution spill when the machine is not in use
- Robust aluminum frame design guarantee high reliability and long life time
- Detergent dosing cap on solution tank to always have the right percentage of detergent

The Nilfisk SC100 is a small scrubber dryer for in-depth cleaning of narrow areas. Compared to the manual solution of mop and bucket, this compact upright machine will get the job done much faster offering a superior cleaning performance.



reddot award 2017
winner



TECHNICAL DATA	SC100 E	SC100 E FULL PACKAGE
Rated power (W)	800	800
Sound pressure level at 1.5 m (dB(A) ISO 3744)	72 ± 2	72 ± 2
Productivity theoretical/ actual (m²/h)	620/310	620/310
Scrubbing width (mm)	310	310
Solution/recovery tank (l)	3/4	3/4
Brush quantity and type	1 Cylindrical	1 Cylindrical
Brush speed (RPM)	2100	2100
Length x width x height (mm)	400x360x1150	400x360x1150
Gross weight (gvw) (kg)	15	15
FEATURES		
Detachable cord	•	•
Automatic solution shut off	•	•
Solution level indicator	•	•
Delivered ready to use (full package)	•	•
Tank in tank solution	•	•
Two hands working handle	•	•
STANDARD EQUIPMENT		
BRUSH CYL 310MM MEDIUM WHITE	107411860	107411860
2-HAND HANDLE	107413470	107413470
CARPET COMPLETE KIT		107411865
DETACHABLE CORD 10M EU	107413490	107413490
MANUAL SUCTION HOSE KIT		107411864
SQUEEGEE 321MM 13 CARPET KIT		107411868
SQUEEGEE 321MM 13 KIT	107411867	107411867
ITEM NO.	107408100	107408103



SC250 is scrubbing, sweeping and drying in every corner

- Easy handling: Tank-in-tank design for carrying in one hand provide an easy emptying and refilling
- Effective: Sweeping, scrubbing and drying at the same time
- High cleaning performance: 34 cm cylindrical brush or microfiber roll
- Productive: The 6 liter solution and recovery tank gives up to 40 minutes of working time without refill
- Powerful: Nilfisk 36V Lithium battery technology
- Easy to use: The ergonomic handle can be adjusted into different positions, used free floating or folded for storage
- Intuitive and self-explaining: Informative display on the handle
- Full control: OneTouch™ button is activating all essential functions and touch sensors in the handle provide an easy operation
- Non-stop cleaning: The two water/solution settings can be changed on-the-fly
- Safe: Out of Water alarm protecting the machine
- Convenient: Easy to carry and move due to its compact design and low weight
- Low TCO: Long lifetime with 'No tool' inspection, service and maintenance

The Nilfisk SC250 is a compact scrubber dryer for fast and effective cleaning of hard floors, which will take you into every corner and ensure efficient cleaning in both directions - also under furniture and shelves. You will get a light and productive machine with a low sound level suited for daytime cleaning as it is battery-driven. An attractive choice for shops, schools, restaurants, cafes, bakeries, fast food chains, hotels, cleaning companies, etc.



reddot award 2017
winner



TECHNICAL DATA	SCRUBBER SC250 34C B
Voltage (V)	36
Rated power (W)	300
Sound pressure level at 1.5 m (dB(A) ISO 3744)	66 ±3
Productivity theoretical/ actual (m²/h)	1360/680
Solution/recovery tank (l)	6/6
Brush quantity and type	1 Cyl
Brush speed (RPM)	1000
Brush pressure (kg)	Max 12
Squeegee width (mm)	340
Length x width x height (mm)	630x425x400
Gross weight (gvw) (kg)	32
Power consumption (kW)	0.3
Running time (min.)	40
FEATURES	
Compact design	•
Lithium Battery	•
Delivered ready to use (full package)	•
One Touch Button	•
Tank in tank solution	•
Scrubbing and sweeping	•
STANDARD EQUIPMENT	
BRUSH CYL 340MM MEDIUM NYLON WHITE	9100002066
MINI CONTAINER PLAST. F DIRT SIP	9100001964
SQUEEGEE 360MM PU 2 PCS SET	9100002064
BATTERY LI KIT INCL CHARGER EU UK	9100002056
ITEM NO.	9087380020



Your ideal choice for light daily cleaning

- Only compact machines to combine cleaning performance with all surface versatility, including carpets and escalator
- Exceptional brush pressure, thanks to twin scrubbing brushes, specially dedicated for ruff surfaces
- All tanks are accessible and removable for easy emptying, solution change and cleaning
- Very low noise level due unique recovery system for dirty water, no vac motor needed

CA 330 are quick and effective, this cleverly designed multifunction scrubber dryer make it possible to scrub and dry all surfaces including profile floor and non-slip safety floor, which are very difficult to clean with traditional machines.



TECHNICAL DATA	CA 330
Voltage (V)	230
Rated power (W)	750
Sound pressure level at 1.5 m (dB(A) ISO 3744)	68
Productivity theoretical/ actual (m²/h)	1360/680
Scrubbing width (mm)	340
Solution/recovery tank (l)	1.7/1.7
Brush quantity and type	2 Cylindrical
Brush speed (RPM)	650
Brush pressure (kg)	23.5
Length x width x height (mm)	380x440x210
Gross weight (gvw) (kg)	25.2
FEATURES	
Cylindrical brush version	•
Compact design	•
Low working sound level	•
STANDARD EQUIPMENT	
STANDARD BRUSH. CA 330	55900130
ITEM NO.	12413200



Next generation in daily small area scrubbing and drying

- Low noise level for daytime cleaning, even in noise-sensitive areas
- Easy adjustable deck for a perfect traction control
- Adjustable water flow
- Fast and simple maintenance
- Clear recovery lid for easy inspection and function control
- Ergonomic, adjustable and foldable handle for easy transport and storage
- Extremely compact
- Roller bumpers for near to wall cleaning
- Real two tank system
- Patent Elastic Strap System to easily install and remove squeegee blades
- Battery level indicator

SC351 is offering both forward and backward scrubbing and drying with an impressive brush pressure of 27 kg. Easy to see how useful this feature is for cleaning in crowded places, between and behind tables, shelves, furniture and in other less accessible areas.



TECHNICAL DATA	SC351 full package
Voltage (V)	12
Rated power (W)	450
Sound pressure level at 1.5 m (dB(A) ISO 3744)	64
Productivity theoretical/ actual (m²/h)	1480/890
Scrubbing width (mm)	370
Solution/recovery tank (l)	11/11
Brush quantity and type	1 Disc
Brush speed (RPM)	140
Brush/pad diameter (mm)	370/355
Brush pressure (kg)	27
Squeegee width (mm)	470
Length x width x height (mm)	730x475x450
Gross weight (gvw) (kg)	73
FEATURES	
Built-in charger	•
Automatic brush shut off	•
Automatic solution shut off	•
Battery version	•
Roller bumpers on squeegee	•
Battery level indicator	•
Squeegee	•
STANDARD EQUIPMENT	
BRUSH DISC 370MM 14.5 PROLENE BLUE	9099999000
BLADE SQUEEGEE 370MM 14.5 PU KIT	9100000077
BATTERY 12V 55AH AGM SPIRACEL	9100001664
CHARGER BATT. O/B 12V 15A 230V EU KIT	9100000713
ITEM NO.	9087341020



High and consistent cleaning performance for hours

- Compact design and easy to maneuver with traction
- Productive and powerful vacuum motor ensures a perfect cleaning and drying result
- Brush click on/off, and light weight squeegee with no hose connection
- Patented elastic strap system makes squeegee maintenance easy and simple
- Detergent mixing system will prevent overdosing of chemicals – saving the environment and the total cost of cleaning
- The patented Nilfisk SilentTech™ technology reduces the sound level to 65dB - or 60dB in silent mode

The compact and highly maneuverable Nilfisk SC401 walk-behind scrubber dryer offers all the speed, accuracy and ease-of-use you need for better cleaning of floors. To make things complete this high-performance machine has an extremely low sound level to enable daytime cleaning – even in noise sensitive areas.



TECHNICAL DATA	SC401 43 B	SC401 43 BD	SC401 43 B FULL PKG	SC401 43 BD FULL PKG	SC401 43 E
Voltage (V)	24	24	24	24	230 V - 50-60 Hz
Rated power (W)	450	450	450	450	450
Sound pressure level at 1.5 m (dB(A) ISO 3744)	65 (60) ±3	65 (60) ±3	65 (60) ±3	65 (60) ±3	68 ±3
Scrubbing width (mm)	430	430	430	430	430
Solution/recovery tank (l)	30/30	30/30	30/30	30/30	30/30
Brush quantity and type	1 Disc	1 Disc	1 Disc	1 Disc	1 Disc
Brush speed (RPM)	140	140	140	140	170
Brush pressure (kg)	25	25	25	25	30
Squeegee width (mm)	720	720	720	720	720
Length x width x height (mm)	1180x720x1055	1180x720x1055	1180x720x1055	1180x720x1055	1180x720x1055
Operating weight (kg)	151	163	151	163	144
FEATURES					
Battery model	•	•	•	•	
Cable model					•
Drive version		•		•	
One-Touch Button	•	•	•	•	•
Brush click-on/off	•	•	•	•	
Nilfisk SilenTech™ and Silent Mode	•	•	•	•	
Squeezable drain hose with flow control	•	•	•	•	•
Debris tray	•	•	•	•	•
Filling hose	•	•	•	•	•
Detergent Mixing System			•	•	
STANDARD EQUIPMENT					
FILLING HOSE	9097290000	9097290000	9097290000	9097290000	9097290000
BLADE SQUEEGEE 730MM 29 GUM KIT	9100002541	9100002541	9100002541	9100002541	9100002541
PAD HOLDER FLAT 17 432MM			9100002050	9100002050	
BRUSH D.430 PROLENE PPL			L08812891	L08812891	L08812891
KEY OPTION		9100002532		9100002532	9100002532
METER HOUR 24V KIT			9100002257	9100002257	
DETERGENT SOLUTION SYSTEM KIT			9100002531	9100002531	
BATT. 12V-76AH GEL MONOBLOC			80564310	80564310	
CHARGER ON-BOARD 24V 13A 100-230V KIT EU/UK			9100002545	9100002545	
ITEM NO.	9087391020	9087393020	9087390020	9087398020	9087392020



Simple and user friendly walk-behind scrubber dryer

- Easy to use with one touch button that activate all scrubbing functions
- Integrated solution tank and recovery tank for high capacity
- Compatible with all Nilfisk accessories
- Excellent water pick-up

The SC430 is the perfect choice for simple and reliable daily cleaning of indoor mid-sized areas. With a reduced pushing force and a user friendly design the SC430 is intuitive to use.



TECHNICAL DATA	SC430 53 B GO FULL PKG
Voltage (V)	24
Rated power (W)	900
Sound pressure level at 1.5 m (dB(A) ISO 3744)	70 ±3
Productivity theoretical/ actual (m²/h)	2120/1272
Scrubbing width (mm)	530
Solution/recovery tank (l)	40/40
Brush speed (RPM)	150
Brush/pad diameter (mm)	530/508
Brush pressure (kg)	35
Max. speed (km/h)	4
Squeegee width (mm)	760
Gross weight (gvw) (kg)	175
FEATURES	
Blades can be used on 4 edges	•
Battery level indicator	•
Water level indicator	•
Ergonomic handle with two safety switches	•
Quick change system for squeegee blades	•
Squeezable drain hose with flow control	•
Delivered ready to use (full package)	•
STANDARD EQUIPMENT	
BRUSH DISC 530MM 21 PROLENE BLUE	L08837025
BLADES NON MARKING 740MM/29 KIT	9100000279
BATTERY DISCOVER 12V 84Ah	1464853000
ITEM NO.	50000334



Simple, basic scrubber dryer that makes your cleaning an easy operation

- The low noise level enables daytime cleaning for increased comfort and efficiency
- Polyethylene corrosion proof rotomolded tank ensures durability
- Automatic squeegee release when hitting obstacles provides reliable use and extended lifetime of equipment
- Large recovery tank and removable lid for easy cleaning.
- Fast and hygienic
- Most electrical components are placed in dedicated waterproof box for reliability and safety

In line with the century old Nilfisk tradition, SC450 combines performance, reliability, productivity and ease of use in a well designed and cost efficient all round scrubber/dryer.



TECHNICAL DATA	SC450 B	SC450 E
Rated power (W)	810	1650
Sound pressure level at 1.5 m (dB(A) ISO 3744)	68	70
Productivity theoretical/ actual (m²/h)	2120/1272	2120/1060
Scrubbing width (mm)	530	530
Solution/recovery tank (l)	40/45	40/45
Brush quantity and type	1 Disc	1 Disc
Brush speed (RPM)	154	150
Brush/pad diameter (mm)	530/508	530/508
Brush pressure (kg)	34	34
Squeegee width (mm)	760	760
Length x width x height (mm)	1174x760x980	1174x760x980
Gross weight (gvw) (kg)	190	135
FEATURES		
Cable version		•
Battery version	•	
Blades can be used on 4 edges	•	•
Battery level indicator	•	
Ergonomic handle with two safety switches	•	•
Squeezable drain hose	•	•
Squeegee	•	•
STANDARD EQUIPMENT		
BLADES NON MARKING 740MM/29 KIT	9100000279	9100000279
ITEM NO.	9087370020	9087372020



Carefully designed to improve productivity and drive down your cleaning cost

- Ideal for daytime cleaning: Low noise Vac motor system running at just 60 ±3 dB(A)
- Consistent cleaning: Solution flow of detergent/ water automatically controlled by speed
- Ease-of-use: Ergonomic drive paddle and informative display with OneTouch™ button and easy click on/off for the brush/padholder.
- Settings effectively controlled: Separate Super user and Operator key
- Easy handling: Plastic light squeegee with patent elastic strap system
- Sustainable: Ecoflex™ system with flexible detergent setting and water-only cleaning
- Effective: 53cm scrubbing width and automatic brush speed control to save energy
- User friendly: Electric motor to lower/raise brush deck with OneTouch™ button
- Productive: 45/45 liter water tanks and up to 5 hours of running time in light applications
- SC500 REV™ version orbital scrubbing technology quickly and efficiently attacks dirt from multiple directions leaving the floor cleaner in a single pass

The Nilfisk SC500 walk-behind scrubber dryer is carefully designed to improve productivity and drive down your total cleaning costs. These significant benefits are achieved through more ease-of-use and a series of technical features enabling daytime cleaning and the most effective use of water and detergent. A reliable choice for cleaning companies, hospitals, schools, offices, supermarkets, shops, sports centers, restaurants, hotels, and production floors.

TrackClean™



TECHNICAL DATA	SC500 53 B	SC500 53 B FULL PKG	SC500 53R B
Voltage (V)	24	24	24
Rated power (W)	930	930	930
Sound pressure level (dB(A) BS 5415)	63 (60) ±3	63 (60) ±3	65 (63) ±3
Productivity theoretical/ actual (m²/h)	2650/1590	2650/1590	2550/1530
Scrubbing width (mm)	530	530	508
Solution/recovery tank (l)	45/45	45/45	45/45
Brush quantity and type	1 Disc	1 Disc	1 Disc
Brush speed (RPM)	155	155	0-30
Brush/pad diameter (mm)	530/508	530/508	508/508
Brush pressure (kg)	15/30	15/30	22/30
Max. speed (km/h)	5	5	5
Squeegee width (mm)	720	720	720
Length x width x height (mm)	1277x720x1063	1277x720x1063	1277x720x1063
Gross weight (gvw) (kg)	207	207	210
Vibration level at the operator's body (m/s²)	<2.5	<2.5	<2.5
Solution flow (cl/m)	0.75/1.5/3	0.75/1.5/3	0.38/0.75/1.5
FEATURES			
Battery version	•	•	•
Click on-off brush	•	•	•
Debris tray	•	•	•
Ecoflex prepared	•	•	•
Squeezeable drain hose with flow control	•	•	•
Delivered ready to use (full package)		•	
Squeegee	•	•	•
STANDARD EQUIPMENT			
HOSE FILLING SIP	9100000703	9100000703	9100000703
SMART KEY-USER	56116518	56116518	56116518
SMART KEY-USER-SUPERVISOR	56116519	56116519	56116519
TRAY DEBRIS KIT	9100000795	9100000795	9100000795
ECOFLEX DETERGENT KIT SC500		9100002395	
BRUSH DISC 530MM 21 PROLENE BLUE		L08837025	
BLADE SQUEEGEE 740MM 29 GUM KIT	9100000810	9100000810	9100000810
BATT. 12V-105AH GEL MONOBLOC		80564400	
CHARGER BATT. O/B 24V 13A 100-230V KIT		9099995000	
ITEM NO.	9087401020	9087400020	9087402020



Simple, trustworthy and cost effective scrubber dryer

- Easy to use with OneTouch™ button to activates allscrubbing functions
- Tilting recovery tank for easy access to batteries and chemicals
- Ergonomic pedal to easily lift and lower the deck
- Easy click-on and off system releases the brush/ pad effortlessly
- Excellent water pick-up

The SC530 is a simple, trustworthy and cost-effective scrubber dryer and the perfect choice for applications such as schools, hospitals, supermarkets and public buildings, as the SC530 allows to cover big areas reducing time and increasing productivity thanks to its 61 liter tank capacity.



TECHNICAL DATA	SC530 53 BD GO	SC530 53 B GO
Voltage (V)	24	24
Rated power (W)	800	800
Sound pressure level at 1.5 m (dB(A) ISO 3744)	69	69
Productivity theoretical/ actual (m²/h)	2385/1431	2120/1272
Scrubbing width (mm)	530	530
Solution/recovery tank (l)	61/61	61/61
Brush speed (RPM)	150	150
Brush/pad diameter (mm)	530/508	530/508
Brush pressure (kg)	23	27
Length x width x height (mm)	1260x550x1080	1260x550x1080
Gross weight (gvw) (kg)	233	227
FEATURES		
With traction motor	•	
Blades can be used on 4 edges	•	•
Battery level indicator	•	•
Water level indicator	•	•
Ergonomic handle with two safety switches	•	•
Quick change system for squeegee blades	•	•
Squeezable drain hose with flow control	•	•
STANDARD EQUIPMENT		
BRUSH DISC 530MM 21 PROLENE BLUE	L08837025	L08837025
BLADES NON MARKING 740MM/29 KIT	9100000279	9100000279
BATTERY CHARGER 24V 13A	VS10204	VS10204
ITEM NO.	50000335	50000336



Smarter design lowering your cleaning costs

- Low noise level for daytime cleaning
- OneTouch™ dashboard operation
- Ecoflex™ option, detergent mixing system
- No-tools for changing squeegee blades
- Easy access to recovery tank for cleaning and maintenance
- Traction version with large wheels for easy handling
- Waterproof electrical control box

The range of walk-behind scrubber dryers offers more of everything that is important for floor cleaning efficiency: more productivity, more running time, more ergonomic features, more reliability, more options and more cost-effectiveness.



TECHNICAL DATA	BA 551C D	BA 551 D w/drive	BA 611 D	CA 551
Rated power (W)	1330	1010	1230	1650
Sound pressure level at 1.5 m (dB(A) ISO 3744)	65.8	65.8	65.8	67.3
Productivity theoretical/ actual (m²/h)	2860/1720	2970/1785	3420/2055	2120/1060
Scrubbing width (mm)	510	530	610	530
Solution/recovery tank (l)	55/55	55/55	55/55	55/55
Brush quantity and type	2 Cylindrical	1 Disc	2 Disc	1 Disc
Brush speed (RPM)	570	135	230	150
Brush/pad diameter (mm)	-	530/508	305/305	530/508
Brush pressure (kg)	26	21/28	21/28	30
Max. speed (km/h)	5.6	5.6	5.6	4
Squeegee width (mm)	760	760	810	760
Length x width x height (mm)	1320x540x1090	1320x540x1090	1310x650x1090	1300x540x1090
Gross weight (gvw) (kg)	258	255	256	186
FEATURES				
With traction motor	•	•	•	
Cable version				•
Battery version	•	•	•	
Interchangeable brush deck	•	•	•	•
Water level indicator	•	•	•	•
Ecoflex prepared	•	•	•	
Squeegee	•	•	•	•
STANDARD EQUIPMENT				
BLADES NON MARKING 740MM/29 KIT	9100000279	9100000279		9100000279
BLADES NON MARKING 840MM/33 KIT			9100000280	
CHARGER BATT. O/B 24V 13A 100-230V KIT	909 6739 000	909 6739 000	909 6739 000	
ITEM NO.	908 7158 020	908 7157 020	908 7159 020	908 7150 020



Boost your productivity in large area cleaning

- Ecoflex™ option, detergent mixing system
- Extremely low noise level (down to 58 dB(A)) for daytime cleaning
- Combination of 86 cm scrubbing width, and large capacity tanks provide high productivity
- Robust construction, state of the art design and better materials offer more reliability and longer working life
- Interchangeable brush decks allow a choice of 3 different disc sizes or 71 cm cylindrical

More versatility, up to 30 percent greater productivity, better-than-ever reliability, extremely silent operation, and the most advanced ergonomics available.

TrackClean™



TECHNICAL DATA	BA 651	BA 751	BA 751C	BA 851
Voltage (V)	24	24	24	24
Rated power (W)	1420	1420	1820	1420
Sound pressure level at 1.5 m (dB(A) ISO 3744)	58	58	58	58
Productivity theoretical/ actual (m²/h)	3700/2200	3980/2390	3980/2390	4820/2895
Scrubbing width (mm)	660	710	710	860
Solution/recovery tank (l)	85/85	85/85	85/85	85/85
Brush quantity and type	2 Disc	2 Disc	2 Cylindrical	2 Disc
Brush speed (RPM)	220	220	613	220
Brush/pad diameter (mm)	330/330	370/355	-	430/432
Brush pressure (kg)	32/52	32/52	35	32/52
Max. speed (km/h)	5.6	5.6	5.6	5.6
Squeegee width (mm)	890	890	890	1040
Length x width x height (mm)	1500x600x1050	1500x600x1050	1470x600x1050	1570x600x1050
Gross weight (gvw) (kg)	470	470	470	470
FEATURES				
Disc brush version	•	•		•
Hopper for collecting debris			•	
Adjustable handle	•	•	•	•
Click on-off brush	•	•		•
Water level indicator	•	•	•	•
Ecoflex prepared	•	•	•	•
Squeegee				
STANDARD EQUIPMENT				
BLADES NON MARKING 890MM/35 KIT	9100000281	9100000281	9100000281	
BLADES NON MARKING 1040MM/41 KIT				9100000282
SPLASH GUARD DECK 650MM/26	909 5224 000			
SPLASH GUARD DECK 750MM/30		909 5345 000		
ITEM NO.	9087240020	9087243020	9087246020	9087247020



Giving you superb results in heavy-duty cleaning

- Powerful brush and vac motors, high down pressure (up to 77 kg), outstanding cleaning and drying performance: the best answer for heavy duty "industrial" task
- Green oriented: complete consumption control: Ecoflex™ system, low noise level (only 61dB(A))
- Large 95 litre solution and recovery tanks give extra capacity for longer working time
- The scrub deck is protected with removable covers that prevent damage to walls and doors, while providing easy access for maintenance
- Right industrial shape in compact dimensions. No compromise on the ergonomic level and maneuverability

SC800 is designed for maximum performance, easy handling, low maintenance, superb cleaning results and yet it is an eco-friendly solution.

TrackClean™



TECHNICAL DATA	SC800-71	SC800-71C	SC800-86
Voltage (V)	24	24	24
Rated power (W)	1890	1910	1890
Sound pressure level at 1.5 m (dB(A) ISO 3744)	61	61	61
Productivity theoretical/ actual (m²/h)	4120/2470	4120/2470	4990/2990
Scrubbing width (mm)	710	710	860
Solution/recovery tank (l)	95/95	95/95	95/95
Brush quantity and type	2 Disc	2 Cylindrical	2 Disc
Brush speed (RPM)	270	840	270
Brush/pad diameter (mm)	355/355	-	430/432
Brush pressure (kg)	36/77	36	36/77
Max. speed (km/h)	5.8	5.8	5.8
Squeegee width (mm)	910	910	1050
Length x width x height (mm)	1480x780x1130	1480x780x1130	1480x780x1130
Gross weight (gvw) (kg)	487	492	488
FEATURES			
Disc brush version	•		•
Front and rear bumpers	•	•	•
Cylindrical brush version		•	
Interchangeable brush deck	•	•	•
Adjustable brush pressure	•		•
Ecoflex prepared	•	•	•
Squeegee	•	•	•
STANDARD EQUIPMENT			
REFILLING HOSE KIT	56112355	56112355	56112355
BLADE KIT-SQUEEGEE GUM	56112330		
BLADE KIT-SQUEEGEE LINATEX		56112331	
ITEM NO.	56112034	56112036	56112035



Innovative stand-on scrubber dryer setting a new STANDARD

- Easy handling. Just step up and go OneTouch™ scrub ON/OFF switch and two brush pressure settings for securing high cleaning performance
- Intuitive dashboard with user-friendly menu for setting parameters for cleaning conditions and floor type
- 44 liter tank with electronic controlled water flow allows cleaning up to 75 minutes per tank
- Low noise level and a silent mode option, makes it ideal for sound sensitive areas and daytime cleaning
- Up to 3.5 hours battery running time and optional on board charger increase productivity, performance and reliability
- Ecoflex™ detergent mixing system(optional)

SC1500 is an innovative stand-on scrubber dryer providing you with superior efficiency due to unprecedented ease of use, increased performance, high quality and reliability. It is an investment in Nilfisk quality that will pay off year after year.

TrackClean™



TECHNICAL DATA	SC1500
Voltage (V)	24
Rated power (W)	840
Productivity theoretical/ actual (m²/h)	2438/1707
Scrubbing width (mm)	510
Solution/recovery tank (l)	44/46
Brush quantity and type	1 Disc
Brush speed (RPM)	140
Brush pressure (kg)	23/40
Max. speed (km/h)	Fwd 4.8/Rev. 3.5
Squeegee width (mm)	680
Length x width x height (mm)	1230x610x1330
Gross weight (gvw) (kg)	326
Min. aisle turn (cm)	151
FEATURES	
Battery version	•
One touch control panel	•
Debris tray	•
Ecoflex prepared	•
Squeegee	•
STANDARD EQUIPMENT	
DEBRIS CAGE KIT	56104360
REFILLING HOSE KIT	56112355
SQUEEGEE KIT-BLADE-LINATEX	56104483
SPLASH GUARD 510MM 20	56104240
ITEM NO.	56104002



Micro ride-on scrubber dryer doubles cleaning output at price of walk-behind model

- Productive: 53 cm scrubbing width, high speed (6 km/h), 70/70 L
- Compact and comfortable: very compact dimensions for narrow areas, comfortable seat and wide space for operator's legs
- Consistent cleaning quality: Solution flow of detergent/water automatically controlled by speed
- Ideal for daytime cleaning: Low noise Vac motor system with silent mode setting working at just 62 ±3 dBA
- Easy to control: Dashboard with OneTouch™ button; intuitive display integrated in the steering wheel
- Water filling system automatically shutoff water when the tank is full
- USB port as option
- Easy handling: Automatic brush click on/off and plastic light squeegee with patent elastic strap system
- Sustainable: Ecoflex™ system with flexible detergent setting and water-only cleaning. Self-adjusting brush speed according to floor type and application to save energy consumptions

The Nilfisk SC2000 mini ride-on scrubber dryer eases the working effort significantly compared a walk-behind machine. An attractive choice for cleaning of offices, supermarkets, sports centers, shops, restaurants, hotels, and institutions like hospitals and schools.

Taking working speed up to 6 km/h – from an average 4 km/h with a walk-behind scrubber dryer– the SC2000 has a great impact on both productivity and cleaning costs.

TrackClean™



TECHNICAL DATA	SC2000 53B	SC2000 53B FULL PKG
Voltage (V)	24	24
Productivity theoretical/ actual (m²/h)	3180/2230	3180/2230
Solution/recovery tank (l)	70/70	70/70
Brush quantity and type	1 Disc	1 Disc
Brush speed (RPM)	155	155
Brush/pad diameter (mm)	530/508	530/508
Brush pressure (kg)	15/30	15/30
Max. speed (km/h)	6	6
Squeegee width (mm)	720	720
Length x width x height (mm)	1270x550x1020	1270x550x1020
Gross weight (gvw) (kg)	342	342
FEATURES		
Tip out recovery tank	•	•
Automatic squeegee lift in reverse	•	•
Blades can be used on 4 edges	•	•
Click on-off brush	•	•
Onboard charger		•
Ecoflex prepared	•	•
Squeegee	•	•
STANDARD EQUIPMENT		
SMART KEY-USER	56116518	9100000843
SMART KEY-SUPERVISOR	56116519	9100000848
FILLING HOSE	9100000952	9100000952
ECOFLEX DETERGENT KIT SC2000		9100000694
BRUSH DISC 530MM 21 PROLENE BLUE		L08837025
BLADE SQUEEGEE 730MM 29 PU KIT	9100000490	9100000490
BATT. 12V-105AH GEL MONOBLOC		80564400
CHARGER BATT. O/B 24V 100-230V EU KIT		9100000940
ITEM NO.	9087410020	9087411020



Revolutionary deck system giving you superb performance

- Sliding deck concept; maximum comfort and performance, minimum efforts and maintenance
- Squeegee concept; a stable and reliable squeegee for the best pick up performance
- Ecoflex™ system minimises the environmental impact without compromising performance
- Ergonomic steering wheel concept with all working functions fully integrated
- Patented automatic speed control that significantly increases operator safety
- Super compact design makes cleaning of restricted space areas fast and easy
- Low noise mode makes daytime cleaning and cleaning of noise sensitive areas viable

With the BR652/752 series everything can be done just moving the steering wheel; as the machine turns, so too does the deck. Together with the "intelligent" squeegee - which perfectly covers the scrubbing track without leaving traces - the Nilfisk concept delivers superb cleaning performance. This solution is so efficient that side skirts are no longer needed.



TrackClean™

TECHNICAL DATA	BR652	BR752
Voltage (V)	24	24
Rated power (W)	1500	1500
Sound pressure level at 1.5 m (dB(A) ISO 3744)	60 (57)	60 (57)
Productivity theoretical/ actual (m²/h)	3960/2770	4260/2980
Scrubbing width (mm)	660	710
Solution/recovery tank (l)	80/80	80/80
Brush quantity and type	2 Disc	2 Disc
Brush speed (RPM)	230	230
Brush/pad diameter (mm)	330/330	370/355
Brush pressure (kg)	30/48	32/50
Max. speed (km/h)	6	6
Squeegee width (mm)	890	890
Length x width x height (mm)	1360x670x1200	1360x750x1200
Gross weight (gvw) (kg)	446	448
FEATURES		
Back up warning alarm	•	•
Ecoflex prepared	•	•
Automatic speed control system	•	•
Sliding deck system (no side skirt)	•	•
Antishock retractable deck	•	•
Solution tank with easy drain system	•	•
Squeegee	•	•
STANDARD EQUIPMENT		
TRAY DEBRIS KIT	9098712000	9098712000
BLADES PU 890MM/35 KIT	9099855000	9099855000
SPLASH GUARD DECK 650MM/26	909 5224 000	
SPLASH GUARD DECK 750MM/30		909 5345 000
ITEM NO.	9087260020	9087262020



Better ergonomics, better reliability, better cleaning

- Ecoflex™ prepared: green, flexible, nice and easy
- User friendly, waterproof OneTouch™ control panel and easy to operate
- High manoeuvrability allows cleaning in congested areas
- Adjustable scrubbing pressure ensure a wide range of cleaning application from daily scrubbing to restoration
- Integrated vacuum motor with low noise level for daytime cleaning applications
- Operator's easy access from left and right side
- Large battery compartment enables a 400Ah battery tray for more than 4.5 hours running time

BR755/755C/855 is the generation of scrubber dryers, with focus on performance, ergonomics and reliability.

TrackClean™



TECHNICAL DATA	BR755	BR755C	BR855
Voltage (V)	24	24	24
Rated power (W)	2040	1920	2160
Sound pressure level at 1.5 m (dB(A) ISO 3744)	63.7	63.7	63.7
Productivity theoretical/ actual (m²/h)	4470/3130	4470/3130	5360/3750
Scrubbing width (mm)	710	710	860
Solution/recovery tank (l)	106/106	106/106	106/106
Brush quantity and type	2 Disc	2 Cylindrical	2 Disc
Brush speed (RPM)	250	900	250
Brush/pad diameter (mm)	355/355	-	430/432
Brush pressure (kg)	40/65/96	27/36/45	40/65/96
Max. speed (km/h)	6.3	6.3	6.3
Length x width x height (mm)	1520x770x1310	1520x800x1310	1520x920x1310
Gross weight (gvw) (kg)	658	658	658
FEATURES			
Adjustable steering and seat	•	•	•
Back up warning alarm	•	•	•
One touch control panel	•	•	•
Polyurethane front & rear wheels	•	•	•
Fully external suction hose	•	•	•
Ecoflex prepared	•	•	•
Squeegee	•	•	•
STANDARD EQUIPMENT			
KIT SIDE SKIRT		56316194	
SKIRT BLADE KIT-GUM	56383488		56383488
BLADE KIT-SQUEEGEE-GUM 34			56382738
BLADE KIT-SQUEEGEE-GUM 28	56382734	56382734	
ITEM NO.	56601014	56601016	56601015



Providing you with unique added value benefits in industrial cleaning

- Ecoflex™: green, flexible, nice and easy
- Modular scrub deck system, with different scrub deck options and numerous brushes, offers productive cleaning for different floor conditions
- Excellent traction for increased operator's safety
- Fast floor drying thanks to a innovative squeegee concept that provides maximum pick up, reliably and with simple adjustment
- Recovery tank inlet system with standard debris tray is cleaner and more efficient

The BR850S series of ride-on scrubber dryers have long been renowned and praised for their reliability and working performance. The latest upgrades have now made this superb range of units even better.



TrackClean™

TECHNICAL DATA	BR850CS Ecoflex	BR850S Ecoflex
Voltage (V)	36	36
Rated power (W)	2810	2820
Sound pressure level at 1.5 m (dB(A) ISO 3744)	68	68
Productivity theoretical/ actual (m²/h)	5430/3800	5430/3800
Scrubbing width (mm)	810	810
Solution/recovery tank (l)	157/157	157/157
Brush quantity and type	2 Cylindrical	2 Disc
Brush speed (RPM)	900	250
Brush/pad diameter (mm)	-	410/406
Brush pressure (kg)	24/42/70	32/69/113
Max. speed (km/h)	6.7	6.7
Squeegee width (mm)	1050	1050
Length x width x height (mm)	1550x910x1350	1550x880x1350
Gross weight (gvw) (kg)	705	705
FEATURES		
Adjustable steering and seat	•	•
Front and rear bumpers	•	•
Back up warning alarm	•	•
Cylindrical brush version	•	
Polyurethane front & rear wheels	•	•
Squeegee	•	•
Ecoflex installed	•	•
STANDARD EQUIPMENT		
KIT DEBRIS TRAY	56390779	56390779
BLADE DECK RED GUM	56410335	
BLADE KIT-DISC GUM SIDE		56315722
BLADE KIT-SQUEEGEE-GUM 34		56382738
BLADE KIT-SQUEEGEE-RED GUM 34	56382739	
ITEM NO.	56381011	56381009



Efficient large area cleaning

- Intermittent SmartFlow™ lever integrated into steering wheel: Reduces water flow on the deck, preventing splashes during turns
- Speed limiter function reduces operator fatigue during cleaning especially when navigating around obstacles
- Available in 3 different versions: 86 cm or 105 cm dual discs deck or 91 cm dual cylindrical brushes deck
- Consistent cleaning: Designed for different types of surfaces, from smooth to tiles floors
- Best in class drying performance thanks to the optional dual turbine
- Reliable and rugged construction in compact dimensions
- Fully protected scrub deck and side skirts using rugged steel doors with rollers to minimize the risk of machine or facility damage
- SmartKey™ system with two different levels of access, (super user and user keys)
- OLED display visible in even bright light conditions and from all viewing angles
- No tools are needed to replace/change or inspect the main components of the machine: Brushes, squeegee and blades
- Click-on disc scrub brush system for simple one-touch installation of brushes or pad holders

The Nilfisk SC6000 is a next generation ride-on scrubber dryer with the size, speed, and technology to clean large indoor areas – at an extremely low Total Cost of Ownership.

Available in 3 different versions, SC6000 will be the ideal solution for many companies, industries, and cleaning contractors dealing with large indoor areas such as production sites, warehouses, supermarkets, airports, parking garages and other logistical centers.

TrackClean™



TECHNICAL DATA	SC6000 1050D	SC6000 860D	SC6000 910C
Voltage (V)	36	36	36
Rated power (W)	2700	2500	2700
Sound pressure level at 1.5 m (dB(A) ISO 3744)	69	69	69
Productivity theoretical/ actual (m²/h)	9450/6620	7740/5420	8190/5730
Scrubbing width (mm)	1016	863	914
Solution/recovery tank (l)	190/190	190/190	190/190
Brush quantity and type	2 Disc	2 Disc	2 Cylindrical
Brush speed (RPM)	250	250	760
Brush/pad diameter (mm)	508	430	180
Brush pressure (kg)	up to 135	up to 135	up to 90
Squeegee width (mm)	1230	1090	1230
Length x width x height (mm)	1780x1170x1580	1780x990x1580	1780x1170x1580
Gross weight (gvw) (kg)	1070	1070	1075
Vibration level at the operator's body (m/s²)	<0.35	<0.35	<0.35
Max. speed (km/h)	9 Fwd / 4.2 rev	9 Fwd / 4.2 rev	9 Fwd / 4.2 rev
Gradeability transport % (DEG)	18.5	18.5	18.5
Min. aisle turn (cm)	202	202	202
Sweeping path w./ single side broom (cm)	-	-	101.6
FEATURES			
Diagnostic system	•	•	•
Click on-off brush	•	•	•
Debris tray	•	•	•
Ecoflex prepared	•	•	•
SmartKey system	•	•	•
Speed limiter	•	•	•
TrackClean ready	•	•	•
STANDARD EQUIPMENT			
ARM REST KIT-R/H ONLY	56383189	56383189	56383189
BACK-UP ALARM KIT	56116351	56116351	56116351
BEACON KIT	56116352	56116352	56116352
SEAT KIT-STANDARD	56116600	56116600	56116600
SMART KEY-SUPERVISOR	56116519	56116519	56116519
SMART KEY-USER	56116518	56116518	56116518
SQUEEGEE BLADE KIT-RED GUM J		56116704	
SQUEEGEE BLADE KIT-RED GUM K	56116705		56116705
SIDE BLADE KIT-RED GUM	56116706	56116706	56116706
ITEM NO.	56116004	56116005	56116003



Your reliable choice for large area cleaning

- Scrubbing width of up to 1300 mm ensuring high productivity
- Water tank capacity of 265 liters enables the operator to work for 1.5 hours before refilling
- High brush pressure, and effective drying enabled by a powerful vacuum motor
- AC traction unit reduces the total cost of ownership since the motor is maintenance free and has a high-quality gearbox
- Low noise level which enables work in noise sensitive areas and during the night
- OneTouch™ control makes the driving and controlling the SC6500 easy
- Ecoflex system is reducing cost by saving water and detergent which is essential when cleaning large areas

Nilfisk SC6500 is a highly productive machine for scrubbing and drying of large floor and indoor areas. It offers the best cleaning performance in its class, including the unique Ecoflex-system. Being easy to use for the staff – even for hard cleaning tasks – the SC6500 is ideal for big supermarkets, warehouses, airports, parking areas, food industries and heavy industries.



TECHNICAL DATA	SC6500 1100C	SC6500 1100D	SC6500 1300C	SC6500 1300D
Voltage (V)	36	36	36	36
Productivity theoretical/ actual (m²/h)	9000/6300	9000/6300	11700/8190	11700/8190
Scrubbing width (mm)	1000	1000	1300	1300
Solution/recovery tank (l)	265/265	265/265	265/265	265/265
Brush quantity and type	2 Cylindrical	2 Disc	2 Cylindrical	3 Disc
Brush speed (RPM)	630	240	630	225
Brush/pad diameter (mm)	-	510/508	-	430/432
Brush pressure (kg)	38/54/90	43/90/145	38/54/90	43/90/145
Max. speed (km/h)	9	9	9	9
Length x width x height (mm)	1870x1210x1480	1870x1080x1480	1870x1410x1480	1870x1330x1480
Gross weight (gvw) (kg)	1508	1460	1547	1506
FEATURES				
Back up warning alarm	•	•	•	•
Blades can be used on 4 edges	•	•	•	•
Disc deck		•		•
Cylindrical deck	•		•	
Ecoflex prepared	•	•	•	•
Break-Away squeegee clips	•	•	•	•
Squeegee	•	•	•	•
STANDARD EQUIPMENT				
SIDE BROOM	56413056		56413056	
LEFT SIDE BROOM ASSEMBLY	56413039		56413039	
RIGHT SIDE BROOM ASSEMBLY	56413040		56413040	
BLADE KIT-DISC RED GUM				56413770
BLADE KIT-DISC RED GUM 40		56413768		
SKIRT	56413654		56413654	
BLADE KIT-SQGEED RED GUM F	56413762	56413762		
KIT LINATEX SQUEEGEE BLADE H			56413766	56413766
ITEM NO.	56414023	56414022	56414025	56414024



Ensuring you productive and powerful cleaning with green scope

- The widest counter rotating dual cylindrical scrub deck in its class increasing the efficiency
- Time-saving high volume tanks of 380 litres to enable cleaning of more than 9.200 m² without refill
- Safe and easy operation with OneTouch™ control panel, front steering system and ClearView™ design providing an excellent view of the floor
- Environmental friendly for both operator and surroundings with DustGuard™ misting system improving the dust free cleaning
- Kubota powered engine means superior reliability with gear driven valve train
- Reduced maintenance costs as there is no down-time due to repair of belts or chains on the engine
- Ecoflex system guiding the user to a greener and more cost-effective cleaning mode, limiting the use of water and detergent

SC8000 offers a more productive, powerful, and greener solution for scrubbing and wet sweeping of large areas – carried out in the most resource-saving and cost-effective way.



TECHNICAL DATA	SC8000 1300 D	SC8000 1300 LPG	SC8000 1600 D	SC8000 1600 LPG
Sound pressure level at 1.5 m (dB(A) ISO 3744)	83	84	83	84
Productivity theoretical/ actual (m ² /h)	15860/11100	15860/11100	19760/13830	19760/13830
Scrubbing width (mm)	1220	1220	1520	1520
Solution/recovery tank (l)	380/380	380/380	380/380	380/380
Brush quantity and type	2 Cylindrical	2 Cylindrical	2 Cylindrical	2 Cylindrical
Brush speed (RPM)	470	470	470	470
Brush/pad diameter (mm)	280x1220	280x1220	280x1220	280x1220
Brush pressure (kg)	55/110/180	55/110/180	55/110/180	55/110/180
Max. speed (km/h)	13	13	13	13
Squeegee width (mm)	1520	1520	1520	1520
Length x width x height (mm)	2540x1420x1470	2540x1420x1470	2540x1670x1470	2540x1670x1470
Gross weight (gvw) (kg)	1730	1730	1834	1834
FEATURES				
Tip out recovery tank	•	•	•	•
Automatic squeegee lift in reverse	•	•	•	•
Cylindrical deck: 2 brushes	•	•	•	•
Misting system	•	•		
Dual sweep units	•	•	•	•
Right scrub unit			•	•
Squeegee	•	•	•	•
STANDARD EQUIPMENT				
BROOM POLY SIDE	56462252	56462252		
BACK UP ALARM KIT	56305519	56305519	56305519	56305519
LEFT SIDE BROOM WITH MISTING K			56111670	56111670
BLADE KIT MAIN SCRUB-RED GUM	56111206	56111206	56111206	56111206
BLADE KIT-RT SCRUB-RED GUM			56111635	56111635
BLADE KIT-SQUEEG RED GUM H	56111650	56111650	56111650	56111650
BLADE SQGEE RED GUM RR H	56413642	56413642	56413642	56413642
KIT WARNING BEACON	56110907	56110907	56110907	56110907
ITEM NO.	56108125	56108124	56108127	56108126

Combination machines

One machine that does it all

When the cleaning challenge is tough and diverse, you need a reliable and powerful quality solution. Nilfisk offers you a

wide range of innovative and functional combination machines featuring dust-free sweeping, simple operation and easy service and maintenance.



The perfect fit for your application


Our machines eliminate dust, sweep for debris, spray the cleaning solution, scrub or sweep or do both in a single pass. For indoor use, they can be battery-powered or LPG-driven. And for demanding outdoor tasks, they can be diesel-driven.

More mobility means better cleaning performance

Large area cleaning in food processing plants, manufacturing facilities, warehouses, airports, exhibition centres and car parks are obvious places for using a Nilfisk combination machine.

Sustain the environment – and your savings

Nilfisk has introduced the first HYBRID combination machine reducing your total cost of ownership, including operation, labour and maintenance, while effectively increasing fuel economy and runtime efficiency. With Hybrid technology and Ecoflex™ we ensure you an environmentally sustainable solution.



Hybrid and ePower driven combi machines

- ClearView sightlines and automatic speed reduction in turns for safer operation
- Tools-free tilt-out/lift-off recovery tank with integrated SmartFlow™
- Available with patented DustGuard™ airborne dust suppression technology
- High-capacity 198 liter front dry sweeper debris hopper with high-lift system
- Standard dual side brooms sweep entire squeegee path to minimize fouling
- Hybrid combination machine. Fuel less consumption, less. High running time on battery variant.
- Retractable offset deck and breakaway squeegee. Generation filtration system, variable filter shaking
- OneTouch™, MaxAccess, NoTools. More efficient service, extreme commonality among platforms.
- Hybrid technology and Ecoflex™
- Heated water, High pressure washer

GREENER, CLEANER, SMARTER. CS7010 reinvents an entire class of equipment by reducing total cost of ownership, including operation, labor and maintenance, while effectively increasing fuel economy and runtime efficiency. Now the most economical solution is also the most ecological.

TrackClean™



TECHNICAL DATA	CS7010 1200B	CS7010 1200D HYBRID	CS7010 1200 FUEL CELL	CS7010 1200LPG HYBRID	CS7010 1200 PETROL HYBRID
Motor power source	-	D1305, 3 cyl, 29 Hp (21.7 kW)	-	WG972, 3 cyl, 30 Hp (22 kW)	-
Max. speed (km/h)	8.9	8.9	8.9	8.9	8.9
Productivity theoretical/ actual (m²/h)	11080/7756	11080/7756	11080/7756	11080/7756	11080/7756
Productivity 2 side brooms theoretical/actual (m²/h)					
Sweeping width (mm)	1540	1540	1540	1540	1540
Scrubbing width (mm)	1245	1245	1245	1245	1245
Min. turn-around aisle width (cm)	259/264	259/264	259/264	259/264	259/264
Solution/recovery tank (l)	284	284	284	284	284
Hopper volume (l)	113	113	113	113	113
Max. climbing rate (%)	17.6	17.6	17.6	17.6	17.6
Gross weight (gvw) (kg)	2593	2058	2593	2121	2058
Length x width x height (mm)	2620x1650x1500	2620x1650x1500	2620x1650x1500	2620x1650x1500	2620x1650x1500
Protection class / ip protection	IPX4	IPX4	IPX4	IPX4	IPX4
Dirt tank (l)	110	110	110	110	110
Sound level lpa/lwa (dB(A))	-	102	-	103	102
Engine type	-	Kubota	Kubota	Kubota	Kubota
Water flow (l/min.)	3.8-11.36	3.8-11.36	3.8-11.36	3.8-11.36	3.8-11.36
FEATURES					
Diagnostic system	•	•	•	•	•
Direct throw sweeping	•	•	•	•	•
Wet sweep by-pass	•	•	•	•	•
Ecoflex prepared	•	•	•	•	•
Multi-frequency filter shaker	•	•	•	•	•
Break away Squeegee	•	•	•	•	•
Scrubbing and sweeping	•	•	•	•	•
STANDARD EQUIPMENT					
FILTER-RECTANGULAR SYNTHETIC	56510354	56510354		56510354	56510354
BROOM MAIN 310X900 SPIRAL 6R MIX STEEL	33018858	33018858		33018858	33018858
BROOM-SIDE POLY	56510707	56510707		56510707	56510707
BLADE KIT-DECK-RED-GUM	56510374	56510374		56510374	56510374
BLADE KIT-SQGE-RED GUM	56510371	56510371		56510371	56510371
ARM REST KIT-R/H ONLY	56383189	56383189		56383189	56383189
BACK-UP ALARM KIT	56511843	56511843		56511843	56511843
FLOOR MAT KIT	56509994	56509994		56509994	56509994
WARNING BEACON KIT	56511851	56511851		56511851	56511851
ITEM NO.	56511816	56511815	56511822	56511821	56511818



Heavy-duty performance giving you impressive productivity

- Wide scrubbing area (137 cm), a sweeping width of 152 cm, 9 km/h working speed, plus 380 litres capacity solution and recovery tanks provide high productivity
- Huge hopper with 454 litre capacity provides increased operational time, and a dump height of 152 cm for emptying into any container
- Oil and grease is removed in one pass thanks to 272 kg scrubbing pressure
- Power steering for improved ergonomics
- Adjustable scrubbing pressure provides first class cleaning regardless of dirt level or floor condition

When the demand is for a machine capable of really heavy-duty industrial cleaning application, CR1500 supplies the answer.



TECHNICAL DATA	CR1500 D	CR1500 LPG
Motor power source	Diesel	LPG
Max. speed (km/h)	9	9
Productivity theoretical/ actual (m²/h)	12330/8630	12330/8630
Sweeping width (mm)	1520	1520
Scrubbing width (mm)	1370	1370
Min. turn-around aisle width (cm)	305	305
Solution/recovery tank (l)	380/380	380/380
Hopper volume (l)	454	454
Fuel tank (l)	35	35
Max. climbing rate (%)	14	14
Gross weight (gvw) (kg)	2353	2353
Length x width x height (mm)	2720x1500x1560	2720x1500x1560
FEATURES		
Disc brush version	•	•
Tip out recovery tank	•	•
Automatic solution shut off	•	•
Panel filter with shaker	•	•
Power steering	•	•
Direct throw sweeping	•	•
Variable high dump system	•	•
STANDARD EQUIPMENT		
FILTER PANEL	7-24-04046	7-24-04046
BROOM CURB POLYFIBRE 2000 DCA	8-08-03107	8-08-03107
MAIN BROOM	8-08-03180	8-08-03180
KIT REAR SQUEEGEE 7765/CR1500	56514860	56514860
KIT SIDE SQUEEGEE 7765/CR1500	56514859	56514859
BACK-UP ALARM	56409232	56409232
ITEM NO.	56514854	56514852




Cylindrical brush

For uneven floors, such as ceramics anti-slip floors (various models are available)



Brush

Used on uneven floors when debris collection is not needed (various models are available)



Pad holder

Used for pads



PADS

Various pads are available
Black & brown: Heavy-duty
Green & blue: Medium-duty
Red: Light-duty



Splash guard kit

Prevents the water from splashing on to the brush deck. Enables the squeegee to recollect all water



Beacon kit

Used on a ride-on scrubber/dryer particularly in industry to warn about the presence of the machine



Kit, vacuum motor

Allows squeegee better suction. Particularly useful when 100% recollection of water is needed



Kit, grammer seat

Better comfort to the operator



Onboard filling hose

Makes it easy to refill the machine anywhere



Blades

Various squeegee blade materials are available depending on the application and on the duty; gum, red gum and polyurethane



Wand kit

Allows the operator to clean difficult to reach areas




On board charger



Ecoflex chemical kit

Ecoflex allows full control of the detergent to be used, less risk of damaging the floors due to overdosage, flexibility in the detergent selection (available for traction scrubber dryes and combi machines)



Panel filter

The panel filter function is to control the dust in the hopper, it is water resistant as standard



Side broom

The side broom function is to sweep the dirt and debris away from the kerbs, walls, pallets etc. into the path of the main broom



Main broom

The main broom has an effective cleaning action to pick-up debris (industry)



Scrub brush

We provide brushes and pad holders that will give you the best possible cleaning performance



Heated water and high pressure washer options
(CS7000 only) - Improve cleaning efficiency and flexibility



Overhead guard
Protects the operator, recommended especially in industrial application



Cleaning out kit
Allows a better cleaning/access to the recovery tank



Tower bumper kit
Protects the corners of the machine



Charger
Can charge both wet and maintenance free batteries




Charger plugs



High frequency charger
Can charge both wet and maintenance free batteries

The charger comes in different sizes depending on the size of battery for which it is intended





For more efficient cleaning, just add Ecoflex

Clean with detergent or green with just water? We say both. Nilfisk has perfected the art of sustainability and efficiency. Result: green meets clean in the superior and customizable Ecoflex – the smartest way to go.

Green cleaning has never been easier

Ecoflex brings you high cleaning performance using fewer resources. Ecoflex offers you the option to clean with just water – or with minimum detergent. It takes just one touch to choose between different cleaning intensity levels for the perfect green and efficient combination of water, brush pressure and detergent dosage as low as 0.3 percent.

Save money and the environment

Cleaning green with the Nilfisk Ecoflex system is efficient and eco-friendly. With greater flexibility you will save time, use fewer machines, and reduce water and detergent consumption. Today's increasing demands for cost efficiency are tough to meet, but now you can do more with less.

Flexibility built-in

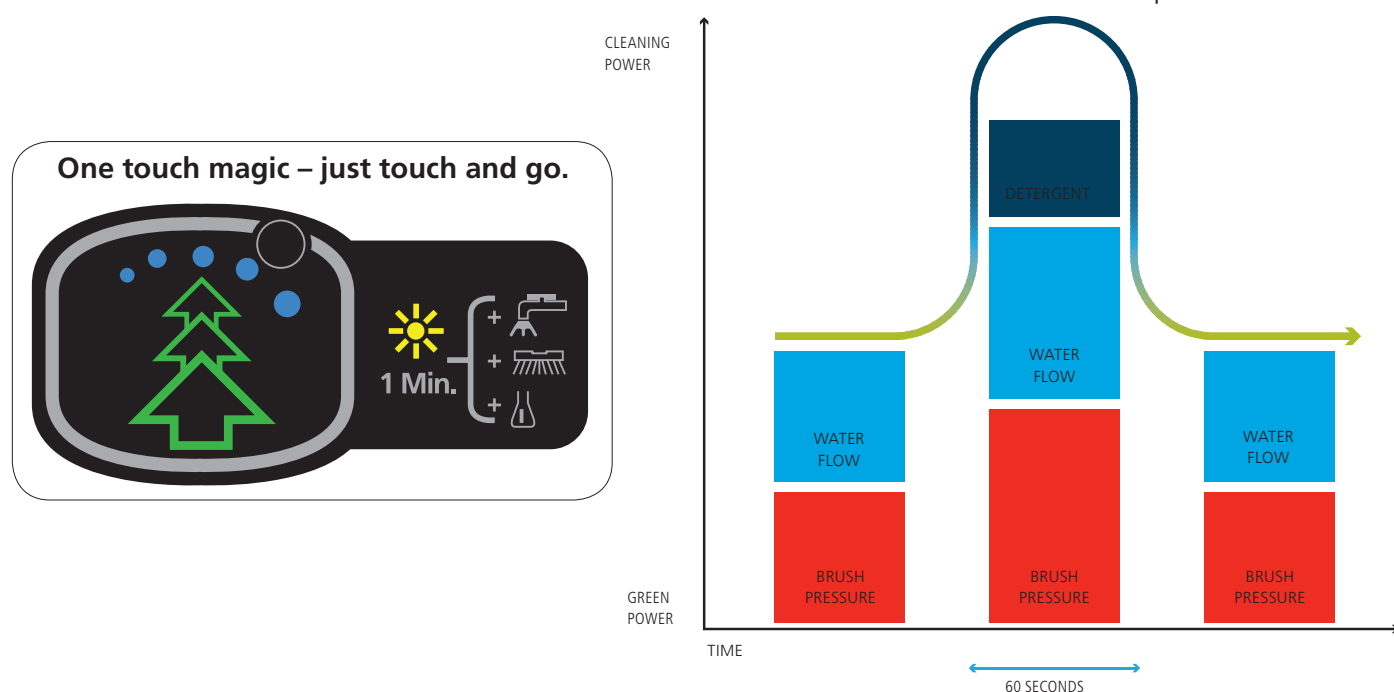
Different facilities require different cleaning. The Ecoflex system effectively eliminates the need to clean the floor several times over, in order to get those extra dirty patches. By applying just the right blend of brush pressure, water or detergent, the Ecoflex system is your professional and green solution to any cleaning challenge. The Ecoflex system effortlessly switches between cleaning intensity in one, easy pass.

EcoFlex™



Ecoflex video

Just push the button for a good, green clean – and push it again to handle dirty patches in one, efficient boost. You can call it one touch magic. We call it Ecoflex.



See more about Ecoflex on www.nilfisk.com

Transparency and profitability at your fingertips...

The TrackClean™ fleet management system gives you 24/7 access to operational data so you know exactly what's happening, where it's happening and who's doing it. This allows you to monitor, verify and improve the operational effectiveness of your entire cleaning operation.



TrackClean™

- TrackClean™ records operational data of your fleet, ensures transparency, and increases your profitability
- TrackClean™ allows you to intelligently optimise your cleaning program, monitor cleaning performance and reduce cost
- The intuitive web portal is accessed via your PC, tablet device or smart phone and provides you with a detailed overview of machine activity
- Data is available 24/7 giving you the opportunity to optimise your machine deployment and reduce down-time whenever you need
- TrackClean™ notifies you if a machine has not cleaned as planned. This can help reduce your repair costs and down-time

Empower your Nilfisk

In order to ensure that your machine provides the best possible service, we recommend that you always use our range of batteries in your equipment. The technology of our machines is supplemented by batteries selected for their quality and durability, reliable operation and minimum maintenance. The capacity of the batteries in our program is measured in A/h (Amperes per hour) and is listed according to the European std. in A/5h.



Acid Batteries / WET batteries

The WET batteries are lead sulphate batteries, and they are made in a flat plate or tubular metal construction which are soaked in a sulphuric acid solution which produces a chemical reaction between the plates / tubes thus allowing the desired voltage and capacity to be reached. The lifetime of WET / acid batteries is measured in cycles. One cycle is equal to a full discharge / charge sequence, the lifetime of WET / acid batteries varies between 800 – 1500 cycles.

Semi Traction batteries are also available – these are WET / acid batteries manufactured with a different technology and with less cycles – typically 3-500 cycles.

WET / acid batteries release gas during the re-charging phase, which is why they regularly need to be refilled with distilled water. Charging of WET / acid batteries also needs to take place in dedicated ventilated room.

GEL batteries / Maintenance free batteries

The maintenance free batteries are sealed valve regulated batteries with the same dimensions as std. WET batteries, but maintenance free batteries have less capacity per unit. Maintenance free batteries can only be discharged down to 70% compared to a std. WET battery, which can be discharged to 80%. This means that it is vital to be clear on the need when choosing maintenance free batteries.

The maintenance free batteries have some advantages compared to a std. WET battery such as:

- No water refill
- Lower power consumption during charging
- No acid spill on the machine or in the charging room
- No gassing during charging – no special room needed

Maintenance free batteries are approximately 35-50 % more expensive than standard WET batteries.

The lifespan of a battery

The lifespan of a battery is measured by charge and discharge sequences – one charge and discharge is one cycle. It is important to stress that the life span of all batteries are shortened if the battery is not allowed to fully recharge after use – i.e. if the battery is put to use before it is fully charged it will be damaged.


The no. of cycles is an important quality indicator on all traction batteries – the more cycles – the longer the life span. The average level of cycles for a conventional battery in the market is 6-800 while all Nilfisk machines can be equipped with batteries that considerably exceed the average of useful cycles.

Eco Brilliance Pads

– renovate floors in four easy steps

With the Nilfisk Eco Brilliance pad system you can renovate your floor during daily cleaning. Use 4 pads in 4 steps to achieve a clean and shiny floor. The 4 steps have to be repeated in the same way and correct order to achieve perfect results.

The 4 pad system can also be used to intensively renovate floors but this will increase the downtime of the surface. Before renovating a floor consider the daily traffic in the area. If daily traffic is high you consider how shiny the floor needs to be, as higher shine floors require extra maintenance.



Better results

The Nilfisk Eco Brilliance pad not only saves time, but is environmentally friendly and gives a better result compared to traditional pads. The method was developed for soft stone or concrete floors, but it also gives an excellent result on other floor types, such as plastic and linoleum and polished surfaces. It is best-suited to shops, foyers and other heavy traffic which require not just cleanliness, but also a shiny, attractive surface.

The environment and result

The combination of pads and clean water give perfect cleaning results and minimise residues. In heavily soiled areas or production zones, detergent can be added if required. Almost all Nilfisk scrubber dryers can be fitted with the Ecoflex dosing system for nonchemical cleaning, allowing the addition of detergent as required.

- Renovates old and worn floors and restores shine.
- Brings floor restoration to a more economical level.
- Simple system for renovating floors during daily cleaning.
- Buffs floors to the desired shine.

How to get clean shiny floors

To get clean shiny floors the 4 different pads should be used in 4 steps renovating your floors. Starting with the step 1 red pad it needs to pass the same surface between 6 to 10 times depending on the floor condition before moving to the next step. All steps need to be done with water and the water needs to be removed between every step. For renovating large areas a scrubber drier is recommended but if the surface is smaller a single disc together with a wet vac can do the job fast and easy. This is also a fast way to make a demonstration on a small surface to confirm which result can be achieved.

Need a high gloss?

If a high gloss floor is preferred the step 4 green pad can be used dry with a burnisher or high speed single disc machine with 300- 2000 rpm.


This will give an easy to clean surface with very high shine.

To preserve this level daily maintenance may need to be increased depending on daily traffic.

ECO BRILLIANCE PADS RANGE

STEP 1 - COARSE - RED

Use the red pad to remove old and worn surfaces, leaving a clean matt finish.



STEP 3 - FINE - YELLOW

Use yellow pad for daily cleaning which removes dirt and scratches, leaving a satin surface which is easy to keep clean. The renovation can stop here but continue to use the yellow pad in the daily cleaning to preserve this condition of the floor.



STEP 2 - MEDIUM - BLUE

Use the blue pad to prepare the surface still leaving a clean but less matt finish.



STEP 4 - VERY FINE - GREEN

Use the green pad for daily cleaning which removes dirt and scratches, leaving a shiny surface. For high gloss the green pad can be used dry on a high speed burnisher or a high speed single disc machine depending on floor type. This high shine can require extra work to be maintained if the daily traffic of the area is high.



Eco Pads

– cleaner floors and a greener world

With Eco Pads we offer you an eco-friendly way to clean, maintain and preserve the gloss of your floors. The Eco Pads are available in 8 variants for the most common floor surfaces such as terrazzo, natural stone, concrete, vinyl and epoxy. Eco Pads are made of 100% recycled synthetic fibre material (polyester), and the primary source of materials is recycled soda and water bottles!



Blue - cleaner pad

The Blue Cleaner Pad is constructed of polyester fibers in a semi open texture nonwoven fabrication and is specially designed for medium wet scrubbing or heavy duty spray cleaning. Use with a neutral floor cleaning solution to remove old soiled floor finish layers. This product is also used to scrub soiled hard surface floors such as concrete when used with appropriate cleaning chemicals. Aggressively removes heavy dirt and scuff marks. Ideal for use on machines speeds up to 350 RPM.



Brown - STRIPPING pad

The Brown Stripping Pad is constructed of polyester fibers in a semi open texture nonwoven fabrication and is designed for medium duty stripping. Use with water based floor stripping solution to remove worn and soiled floor finishes or sealers. For use on standard electric floor machines or automatic scrubbers. Ideal for use on machines speeds up to 350 RPM.



E-green - scrub pad

The E-Green Scrub Pad is constructed of polyester fibres in a semi open texture nonwoven fabrication and is designed for deep scrubbing. Use with a cleaning solution to scrub hard floor surfaces. This pad will aggressively remove dirt and scuff marks from heavily soiled floors. For use on standard electric floor machines or automatic scrubbers. Ideal for use on machines speeds up to 350 RPM.



E-black - stripping pad

The E-Black Stripping Pad is constructed of polyester fibers in a semi open texture nonwoven fabrication. Designed for customers who want a more dense nonwoven pad. Use with water based floor stripping solution to remove worn and soiled floor finishes or sealers. For use on standard electric floor machines or automatic scrubbers. Ideal for use on machines speeds up to 350 RPM.



Red - buffing pad

The Red Buffing Pad is used for light cleaning and buffing. It will remove light scuff marks and dirt while producing a high gloss shine. For use on standard electric floor machines, orbital scrubbers and automatic scrubbers. Ideal for use on machines speeds up to 800 RPM.



Tan - buffing pad

The Tan Buffing is a floor maintenance pad used for light cleaning and buffing. It will remove light scuff marks and dirt while producing a high gloss shine. For use on standard electric floor machines, orbital scrubbers and automatic scrubbers. Ideal for use on machines speeds up to 800 RPM.



Remover - ultra high speed burnishing pad

The Remover floor maintenance UHS burnishing Pad is constructed of polyester fibers in a textured nonwoven fabrication. Used to burnish/polish floor finish to a high gloss, for soft and hard finishes. This pad has a special funder formulation that allows the pad to effectively remove black marks and restore gloss in one pass. Ideal for use on machines speeds up to 3000 RPM.



White - super polish pad

The White Polish floor maintenance Pad is made of polyester fibers in a dense textured, nonwoven pattern, bonded with a sturdy adhesive. This extra fine pad has been designed for polishing clean, dry floors. Use dry or with a fine water mist to produce a high gloss wet look to newly finished floors. For use with standard electric floor machines, orbital scrubbers and automatic scrubbers. Ideal for use on machines speeds up to 1000 RPM.

Sweepers

The reliable multi-tasker

The Nilfisk sweeper will help you picking up debris whilst retaining the dust. The mechanical system is designed to sweep up debris (large waste, light materials or heavy dust)

and control the air quality of returned air to the environment. For this purpose we are using Nilfisk's reliable vacuuming and filtration systems.



Easier maintenance. Increased productivity

An exclusive Nilfisk "tool-free" system making it easier to maintain, the main broom, the side broom and the filter. It allows you to adjust the brush, as it wears out, meaning that the sweeping performance will be maintained throughout its lifespan.

Keep dust where it belongs with Dustguard™

The exclusive DustGuard™ feature with misting nozzles that spray a fine fog of moisture to the front and side brooms, effectively controls airborne dust for a cleaner environment.

Quality filters and filter shaker

The Nilfisk dust control sweeping system has been designed for optimal performance: a large vacuum turbine, a filter with a large surface area will retain the dust and the filter shaker ensures that the filter is always clean. The design of the filter shaking system is as important as the size of the filter.

A broom for every application

A complete range of Nilfisk accessories such as main or side broom in PPL, natural fibres, steel and nylon mix. Washable or antistatic panel filters. Optional accessory kits: flashing lights, headlights, non-marking wheels, reverse warning, bumpers or cabins.





Fast and easy maintenance of indoor floors and outdoor areas

- Over-throw system with two brooms to ensure excellent sweeping performance when dealing with large debris
- Capacity for long time cleaning: 34-litre hopper, which can be kept open for disposal of big items, emptying of garbage bins, etc.
- Easy to maneuver: Large non-marking wheels make pushing and steering simple for the user
- Always a clean sweep: Dual caster wheels in the front are placed behind side brooms
- Handles dust well: Built-in filter for improved dust control and user comfort
- Solid and suited for outdoor use: Rugged corrosion proof frame
- Virtually service free: Simple mechanical construction with gear and belt drive. No motor or battery

Keeping your premises in good and inviting condition for customers and employees has never been easier. The Nilfisk walk-behind sweeper, available in model SW200 and SW250, offers an impressive performance in outdoor spaces as well as indoor floors. Compared to a manual broom, it will pick up and remove dust, dirt, sand, nails, bolts, cigarettes, etc. up to 6 times faster than a manual broom.



TECHNICAL DATA	SW200	SW250
Power source	Manual	Manual
Productivity rate main broom theoretical/actual (m²/h)	1920/960	1920/960
Productivity rate 1 side broom theoretical/actual (m²/h)	2800/1400	2800/1400
Productivity rate 2 side brooms theoretical/actual (m²/h)	-	3680/1840
Working width w/right side broom (mm)	700	700
Working width w/2 side brooms (mm)	-	920
Hopper volume (l)	38	38
Main broom (mm)	480	480
Weight (kg)	19,5	20
Length x width x height (mm)	790x375x870	790x375x870
FEATURES		
Adjustable handle	•	•
Soft handle	•	•
Ergonomic handle	•	•
Folding handle	•	•
Two side brooms		•
No tool main broom adjustment	•	•
No tool side broom adjustment	•	•
Dust filter	•	•
Gear driven main broom	•	•
STANDARD EQUIPMENT		
MAIN BROOM	VP11211	VP11211
SIDE BROOM	VP11406	VP11406
FILTER	VP11902	VP11902
ITEM NO.	50000493	50000494



Quiet and easy cleaning helps you achieve maximum productivity

- Theoretic productivity of 2.880 m² per hour
- Very low noise level allows sweeping in noise sensitive areas
- Standard delivered with battery and onboard charger.
- Provides up to 2 hours run time on hard floors (approximately 6.000 m²).
- Optional battery increases running time to 3.5 hours
- Main and side brooms are adjustable
- Can be used both in and outdoors, washable polyester filter and filter shaker is standard

This battery powered, truly versatile sweeper can go anywhere and be used for cleaning everything from retail areas to gas stations. With the carpet kit, it can even clean soft floors.



TECHNICAL DATA	SW750	SW750 w/o battery
Motor power source	Battery 12V	Battery 12V
Max. speed (km/h)	4	4
Productivity 1 side broom theoretical/actual (m ² /h)	2880/1730	2880/1730
Productivity 2 side brooms theoretical/actual (m ² /h)	-	-
Working width with right side broom (mm)	720	720
Working width with 2 side brooms (mm)	-	-
Sound pressure level (dB(A))	59	59
Hopper volume (l)	60	60
Max. climbing rate (%)	20	20
Length x width x height (mm)	998x800x1100	998x800x1100
Operating weight (kg)	68	68
FEATURES		
Led Battery Meter	•	•
Compact design	•	•
Direct throw sweeping	•	•
Non marking traction wheels	•	•
Adjustable handle	•	•
Manual filter shaker	•	•
STANDARD EQUIPMENT		
FILTER POLYESTER KIT	1463161000	1463161000
BROOM SIDE 109X315 PPL 0.5	146 3035 000	146 3035 000
BROOM MAIN 200X500 CHEVRON 6R PPL 0.7	1463174000	1463174000
BATTERY 12V 49AH AGM MONOBLOC	1464483000	1464483000
CHARGER BATT. ON BOARD 12V 6A 100-230V	146 3051 000	146 3051 000
ITEM NO.	908 4701 010	9084708010



SW900 will offer you higher cleaning performance and productivity

- All controls can be overviewed and reached from operator position
- More comfortable to maneuver with ergonomic handlebar
- Easier to adjust speed: Traction lever integrated in handlebar
- The hopper, holding 60 litre, easy to pull off sweeper
- Side broom control on handlebar
- Automatic on/off when side broom is lowered/raised
- Quicker and more effective cleaning of filter: Electric shaker system

SW900 walk-behind sweeper for both indoor and outdoor use offers dust free removal of dry debris. It will increase your everyday productivity through new valuable benefits: Total control from operator position, improved ergonomics with hopper on wheels, and higher cleaning performance.



TECHNICAL DATA	SW900 B	SW900 P
Motor power source	Battery	Petrol
Max. speed (km/h)	4.5	4.5
Productivity 1 side broom theoretical/actual (m²/h)	3715/2230	3715/2230
Productivity 2 side brooms theoretical/actual (m²/h)	4725/2835	4725/2835
Working width with right side broom (mm)	825	825
Working width with 2 side brooms (mm)	1050	1050
Sound pressure level (dB(A))	70	78
Hopper volume (l)	60	60
Max. climbing rate (%)	20	20
Length x width x height (mm)	1390x870x1100	1390x870x1100
Operating weight (kg)	143	88.5
FEATURES		
Dust collection	•	•
Electrical filter shaker	•	•
Battery version	•	
Battery Meter	•	
Petrol version		•
Wet sweep by-pass	•	•
Onboard charger	•	
STANDARD EQUIPMENT		
FILTER POLYESTER	1464691000	1464691000
BROOM SIDE 109X315 PPL 0.5	146 3035 000	146 3035 000
COUNTER HOUR 24V KIT	9096951000	9096951000
FILTER SHAKER ELECTRIC KIT	1465474000	1465474000
BROOM MAIN 265X600 CHEVR. 6R PPL 0.5-0.8	1465215000	1465215000
ITEM NO.	9084110010	9084111010



You get the job done quickly, discreetly and efficiently

- Theoretical productivity rate of 5.500 m² per hour
- It turns in less than 2 meter, 3 m² of panel filter, 50 l of hopper capacity with a climbing ability up to 16%, and other top performance features
- Top safety features include emergency stop button, hood intralock switch and safety seat switch
- SR1000S can also clean carpet areas, using the optional carpet kit

SR1000S works fast, is very compact and manoeuvrable. Comes in either a battery or petrol version for indoor or outdoor work and is durable to withstand tough working conditions. Recommended for loading bays, station platform or warehouses with narrow aisles.



TECHNICAL DATA	SR1000S B w/left side broom	SR1000S P w/left side broom
Motor power source	Battery 24V	Petrol, 2.2kW/2.9Hp
Max. speed (km/h)	5.5	5.5
Productivity 1 side broom theoretical/actual (m ² /h)	-	-
Productivity 2 side brooms theoretical/actual (m ² /h)	5500/3850	5500/3850
Working width with right side broom (mm)	-	-
Working width with 2 side brooms (mm)	1000	1000
Sound pressure level (dB(A))	71.6	77
Hopper volume (l)	50	50
Max. climbing rate (%)	20	20
Length x width x height (mm)	1255x795x1155	1255x795x1155
Operating weight (kg)	224	203
FEATURES		
Flap lifting device	•	•
Adjustable steering and seat	•	•
Electrical filter shaker	•	•
Hopper with wheels and handle	•	•
Key switch	•	•
Parking brake	•	•
Two side brooms	•	•
STANDARD EQUIPMENT		
FILTER PAPER	146 1888 000	146 1888 000
BROOM SIDE 180X350 NYLON	146 0678 000	146 0678 000
BROOM MAIN 265X600 CHEVRON 6R PPL 0.7	146 0748 000	146 0748 000
ITEM NO.	908 4201 010	908 4205 010



Ensures you economical and productive cleaning

- Battery version offers up to 5 hours of running time
- Climbing rate up to 20%
- A large flap and 70 l of hopper to easy collect dirt and large debris
- 4,3 m² of filter for an optimal dust control
- Strong polyethylene construction plus steel frame; with robust solutions to avoid sources of malfunctions and minimise service
- Theoretical productivity of 4900 m² per hour with the optional left side broom
- The standard version is delivered with 1 main broom, 1 right side broom and 1 paper filter

The vast majority of ride-on professional sweeping jobs demand a machine that is compact, manoeuvrable and reliable. SR1101 represents simplicity and robustness in its most sophisticated form. Recommended for factory warehouses, car parks and outside areas such as parks and gardens.



TECHNICAL DATA	SR1101 B	SR1101 P
Motor power source	Battery 24V	Petrol 2.9kW/3.9Hp
Max. speed (km/h)	5	5
Productivity 1 side broom theoretical/actual (m ² /h)	4900/3430	4900/3430
Productivity 2 side brooms theoretical/actual (m ² /h)	6300/4410	6300/4410
Working width with right side broom (mm)	980	980
Working width with 2 side brooms (mm)	1260	1260
Sound pressure level (dB(A))	63.8	78.3
Hopper volume (l)	70	70
Max. climbing rate (%)	20	20
Length x width x height (mm)	1480x930x1220	1480x930x1220
Operating weight (kg)	465	392
FEATURES		
Flap lifting device	•	•
Electrical filter shaker	•	•
Back up warning alarm	•	•
Low dump	•	•
Wet sweep by-pass	•	•
Forward & backward pedel	•	•
STANDARD EQUIPMENT		
FILTER PAPER PANEL	1463523000	1463523000
BROOM SIDE 180X400 MIX STEEL	1466140000	1466140000
BROOM MAIN 300X700 CHEVR. 6R PPL 0.5-0.7	145 4879 000	145 4879 000
ITEM NO.	9084310010	9084312010



One Touch sweeping minimising your operational costs

- One Touch Sweeping makes it easy to operate SW4000 since all functions – main broom, side brooms, vacuum fan and the optional DustGuard are activated and terminated simultaneously
- SW4000 is also gentle to the environment with minimized energy consumption, recyclable materials, dust control and low noise level
- The retractable, spring loaded side brooms, spring away on impacts, which means that they do not break or damage the inventory they touch
- The optional DustGuard™ misting system adds to the dust free sweeping improving the environment for operator as well as the surroundings
- The high hydraulic dump ensures safe handling and fast dumping increasing the high productivity level and reliability of SW4000
- All systems are controlled by the motion pedal, it saves power and broom wear and since all moving parts are run by electric motors they only consume energy when running
- The comfortable operator compartment is easy to access, has adjustable seat and the retractable hopper can be closed from the compartment

SW4000 is a ride-on sweeper with high dump designed for maximum performance, reliability, minimizing downtime and your operational costs. It is the obvious choice for industry and manufacturing, warehouses, distribution centers, school yards, shopping malls, parking lots, sport centers, recycling facilities, multi-storey car parks and more. It is equally suitable for outdoors as indoors cleaning depending on selected power source, battery, LPG or petrol (only outdoors).

TrackClean™



TECHNICAL DATA	SW4000 B	SW4000 LPG	SW4000 P
Motor power source	Battery 24V	LPG Honda 4.1 kW	Petrol Honda 4.1 kW
Max. speed (km/h)	7	7	7
Productivity 1 side broom theoretical/actual (m²/h)	6825/4780	6825/4780	6825/4780
Productivity 2 side brooms theoretical/actual (m²/h)	8750/6125	8750/6125	8750/6125
Working width with right side broom (mm)	975	975	975
Working width with 2 side brooms (mm)	1250	1250	1250
Sound pressure level (dB(A))	65	75	75
Hopper volume (l)	75	75	75
Max. climbing rate (%)	20	20	20
Length x width x height (mm)	1640x1035x1330	1640x1035x1330	1640x1035x1330
Operating weight (kg)	824	622	594
FEATURES			
Flap lifting device	•	•	•
Electrical filter shaker	•	•	•
Hour Meter	•	•	•
Battery Meter	•		
Variable high dump system	•	•	•
Wet sweep by-pass	•	•	•
STANDARD EQUIPMENT			
FILTER PANEL POLYESTER ULTRA WEB	1464839000	1464839000	1464839000
BROOM SIDE 280X450 MIX STEEL	1465318000	1465318000	1465318000
MAT FLOOR KIT	1464957000	1464957000	1464957000
BROOM MAIN 340X700 CHEVRON 6R PPL 0.8	1463913000	1463913000	1463913000
BEACON KIT	1464948000	1464948000	1464948000
ITEM NO.	9084400010	9084402010	9084401010



SW5500 - the real Industrial Hybrid powered sweeper in the industry

- 25–30% increased sweeping performance with a worn main broom versus traditional sweeping system
- 30% increased hopper filling gives higher productivity as less time is spent dumping the debris
- The first real hybrid industrial sweeper on the market: flexible cleaning, low emissions and low noise
- Main broom adjustment easy to check by pushing a button
- All sweeping functions activated by OneTouch™ button and pressing the drive pedal
- All functions automatically stop when not driving to reduce consumptions
- High quality components and assembly
- Automatic speed reduction in tight curves and operating the hopper
- Warning alarm and reduced hopper lifting speed on slopes
- DustGuard™ system to reduce dust created by the side brooms
- Parallelogram concept on side broom for better and consistent sweeping performance
- Climb 20% on ramp/slopes while sweeping

The SW5500 offers a highly productive, comfortable and cost-effective way to sweep large floors and outdoor areas of dust and debris. A ride-on sweeper with the size and capacity to speed up your cleaning. Daily benefits like creating a safer environment and lowering the total costs of ownership make this machine an attractive choice for contract cleaners, industrial sites and factories, warehouses, distribution centers, sports arenas, parking lots of large retail stores or shopping malls, multi-store car parks, etc.

TrackClean™



TECHNICAL DATA	SW5500 B	SW5500 D	SW5500 LPG
Motor power source	Battery 24V	Diesel, Yanmar 4.1 kW	LPG, Honda 6.3 kW
Max. speed (km/h)	9	10	10
Productivity 1 side broom theoretical/actual (m²/h)	10575/7405	11750/8225	11750/8225
Productivity 2 side brooms theoretical/actual (m²/h)	13500/9450	15000/10500	15000/10500
Working width with right side broom (mm)	1175	1175	1175
Working width with 2 side brooms (mm)	1500	1500	1500
Sound pressure level (dB(A))	68	85	79
Hopper volume (l)	150	150	150
Max. climbing rate (%)	20	20	20
Length x width x height (mm)	1875x1200x1565	1875x1200x1565	1875x1200x1565
Operating weight (kg)	1101	838	871
Filter cleaning system	Timed multi-frequency	Timed multi-frequency	Timed multi-frequency
FEATURES			
Charging indicator	•		
Multi-frequency filter shaker	•	•	•
Electric start		•	•
Speed indicator	•	•	•
Overheat indicator		•	•
Main broom worn alarm	•	•	•
Timed multi-frequency filter shaker	•	•	•
STANDARD EQUIPMENT			
FILTER PANEL PAPER ULTRA WEB	1467174000	1467174000	1467174000
BROOM SIDE 302X500 PPL 1.5 BLACK	1466670000	1466670000	1466670000
BROOM MAIN 360X850 8R PPL 0.8	1465717000	1465717000	1465717000
BEACON KIT	1464948000	1464948000	1464948000
ITEM NO.	9084410010	9084412010	9084411010



Technically advanced sweeper that reduce your cleaning costs

- Excellent machine manoeuvrability thanks to the power steering (STD)
- Nilfisk DustGuard™ system completely controls airborne dust to reduce cleaning time
- Free floating main broom and fine tuning knob adjustment increases productivity and performance
- MaxAccess™ system provides fast and easy access to facilitate servicing
- The strong yet lightweight rotomoulded polyethylene covers and bumpers over a steel chassis provide automobile industry quality protection
- NoTools™ system speeds main broom and side broom changing cutting down on service time

SR1601 is claimed to be the most technically advanced sweeper in its category, with innovations that increase cleaning productivity whilst simplifying operating and servicing requirements. Designed for industrial applications such as heavily soiled factories, construction sites, parking etc



TECHNICAL DATA	SR 1601	SR 1601 D	SR 1601 HD	SR 1601 LPG	SR 1601 MAXI	SR 1601 MAXI	SR 1601 MAXI
Motor power source	Battery 48V	Diesel, 3cyl. 16,3 kW	Diesel, 3cyl. 16,3 kW	LPG, 3cyl. 23.1kW/31HP	Diesel, 3cyl. 16,3 kW/12	Battery 48V	LPG, 3cyl. 23.1kW/31HP
Max. speed (km/h)	8	12	12	12	12	8	12
Productivity 1 side broom theoretical/actual (m²/h)	10000/7000	15000/10500	15000/10500	15000/10500	10000/7000	10000/7000	10000/7000
Productivity 2 side brooms theoretical/actual (m²/h)	12800/8960	19200/13440	19200/13440	19200/13440	19200/13440	12800/8960	19200/13440
Working width with right side broom (mm)	1250	1250	1250	1250	1250	1250	1250
Working width with 2 side brooms (mm)	1600	1600	1600	1600	1600	1600	1600
Sound pressure level (dB(A))	69.5	88	88	87	88	69.5	87
Hopper volume (l)	315	315	315	315	315	315	315
Max. climbing rate (%)	20	25	25	25	25	20	25
Length x width x height (mm)	2220x1320x1460	2220x1320x1460	2220x1320x1460	2220x1320x1460	2220x1320x1460	2220x1320x1460	2220x1320x1460
Operating weight (kg)	1295	1050	1268	1052	1070	1315	1072
FEATURES							
Left side broom ppl					•	•	•
Power steering	•	•	•	•	•	•	•
Adjustable steering					•	•	•
Misting system					•	•	•
Adjustable seat	•	•	•	•	•	•	•
STANDARD EQUIPMENT							
FLTR PANEL ULTRA-WEB CELLULOSE	8-24-04139-1	8-24-04139-1	8-24-04139-1	8-24-04139-1	8-24-04139-1	8-24-04139-1	8-24-04139-1
BROOM LEFT SIDE PPL KIT					33019173	33019173	33019173
BROOM SIDE 300X500 PPL 1.5	33021313	33021313	33021313	33021313	33021313	33021313	33021313
AMBER STROBE NO OHG	56507038	56507038	56507038	56507038	56507038	56507038	56507038
ARMREST RT SEAT KIT	33019556	33019556	33019556	33019556	33019556	33019556	33019556
HOPPER PROTECTION KIT			33021392				
PRE MISTING SYST. 12V KIT					33019175		33019175
PRE MISTING SYST. 48V KIT						33019377	
PULLEY D3 HT KUBOTA KIT			33020810				
STEERING ADJUSTABLE KIT					33019174	33019174	33019174
WHEELS FOAMED KIT		33022245	33022245	33022245	33022245		33022245
WHEELS SOLID KIT	33023020					33023020	
BROOM MAIN 310X900 CHEVRON 6R PPL 0.7	33018853	33018853		33018853	33018853	33018853	33018853
BROOM MAIN 310X900 CHEVRON 6R PPL 1.0			33021206				
HOPPER DUST FLAP KIT			33020372				
ITEM NO.	13300103	13300101	13300175	13300105	13300148	13300149	13300161



Professional cleaning that wouldn't let you down - ever!

- The unique DustGuard™ feature with misting nozzles sprays a fine fog of moisture to the front and side brooms, effectively controlling airborne dust for a cleaner environment
- The main broom 1.3 meter sweeping path is the widest in the industry, providing you better performance and faster cleaning
- With side brooms the total cleaning width of SW8000 is 2 meters
- The strong polyethylene covers offer a high driving protection and even absorbing bumps. At the same time, they are fully recyclable in line with Nilfisk's environmental awareness policy

SW8000 puts you in the driver's seat of the most advanced and innovative industrial class ride-on sweepers. With its extraordinary 2 meters wide sweeping path, SW8000 lets you sweep and clean large areas, such as parking lots, warehouses and factory floors.



TECHNICAL DATA	SW8000 165D CAB HEATER	SW8000 165D CAB HEATER AC	SW8000 165LPG CAB HEATER	SW8000 165LPG CAB HEATER AC	SW8000 D	SW8000 LPG
Motor power source	Diesel	Diesel	LPG	LPG	Diesel	LPG
Max. speed (km/h)	15	15	15	15	15	15
Productivity 1 side broom theoretical/actual (m²/h)	23925/16750	23925/16750	23925/16750	23925/16750	23925/16750	23925/16750
Productivity 2 side brooms theoretical/actual (m²/h)	29000/20300	29000/20300	29000/20300	29000/20300	29000/20300	29000/20300
Working width with right side broom (mm)	1650	1650	1650	1650	1650	1650
Working width with 2 side brooms (mm)	2000	2000	2000	2000	2000	2000
Sound pressure level (dB(A))	82.8	82.8	80.6	80.6	82.8	80.6
Hopper volume (l)	400	400	400	400	400	400
Max. climbing rate (%)	20	20	20	20	20	20
Length x width x height (mm)	2410x1630x1500	2410x1630x1500	2410x1630x1500	2410x1630x1500	2410x1630x1500	2410x1630x1500
Operating weight (kg)	1593	1593	1585	1585	1435	1427
FEATURES						
Adjustable steering and seat	•	•	•	•	•	•
Fuel gauge	•	•	•	•	•	•
Headlights	•	•	•	•	•	•
Amber safety beacon	•	•	•	•	•	•
Ergonomic driver seat	•	•	•	•	•	•
Parking brake	•	•	•	•	•	•
Variable high dump system	•	•	•	•	•	•
STANDARD EQUIPMENT						
FLTR PANEL ULTRA-WEB CELLULOSE	8-24-04139-1	8-24-04139-1	8-24-04139-1	8-24-04139-1	8-24-04139-1	8-24-04139-1
SIDE BROOM POLY 41 DEGREES	56508498	56508498	56508498	56508498	56508498	56508498
AMBER STROBE CAB	56508825	56508825	56508825	56508825		
AMBER STROBE NO OHG					56507038	56507038
ARM REST RH ONLY	7-03-04250	7-03-04250	7-03-04250	7-03-04250	7-03-04250	7-03-04250
BACK UP ALARM KIT	56507023	56507023	56507023	56507023	56507023	56507023
FOAM FILLED TIRE KIT	56507037	56507037	56507037	56507037	56507037	56507037
SWITCH KIT-OPERATOR PRESENCE	56107668	56107668	56107668	56107668	56107668	56107668
TILT STEERING OPTION	56507228	56507228	56507228	56507228	56507228	56507228
MAIN BROOM PROEX-WIRE	56507424	56507424	56507424	56507424	56507424	56507424
ITEM NO.	56383691	56383690	56383693	56383692	56107513	56107512



main broom natural
For applications with fine dust, sensitive floors and carpet sweeping




Main broom steel+ppl
Popular for use to sweep both indoors and outdoors



headlight
Can be fitted to the front of the sweeper to improve visibility



Flashing beacon
Draws attention to the machine in its working environment



side broom protection
Protect the side brooms of the machine



On-board charger
For both Wet and Gel Batteries



NoN marking skirts
Skirts for sweeping on highly sensitive floors



Carpet kit
Non marking skirts, natural fibre main and side brooms, pre-filter. To be used in carpet sweeping applications



Brush, left side kit
Sweeps the dirt and debris into the path of the main broom. Enlarges the total sweeping path and consequently the productivity of the sweeper



filters
Paper filter: Works well in dry, high dust conditions
Polyester: Excellent in moist applications, can be washed, dried and re-used



Overhead guard
For additional operator safety, especially in warehouses and Industry



Main broom natural

Excellent material for dust control and sweeping fine debris, but has a relatively shorter wear life than other materials.



Main broom PPL + steel

Popular for use to sweep both indoors and outdoors



Main broom ppl

Superior pickup of sand, gravel and litter. Less aggressive on the floor compared to the PPL+STEEL



Solid, Super elastic tires

Can not puncture, mostly used in industry with metal chips or nails



Suspension seat

Comfortable seat with adjustable suspension based on operator's weight



Front corner guards

Protect the front of the machine



Litter vac

Suitable for cleaning hard to reach spots like dock plates, under steps or shelving etc.



DustGuard™ kit

To control air borne dust on the side broom/s



Working light front

The front and rear lights provide light on focused areas where the headlights do not reach



Working light rear



Overhead guard

For additional operator safety, especially in warehouses and industry



Raised air intake

Elevates engine air intake level . Used in very dusty applications

Single disc, burnishers and carpet cleaners

A clean carpet leaves a lasting impression

For cleaning carpets and hard floor surfaces, we have a carpet extractor range of machines and single discs that will show your floors off to their best advantage. Clean carpets

or shiny floors increase feelings of well-being and comfort, whether it is your staff or people visiting hotels, schools, hospitals, homes, boutiques or shops.



Less water. Less chemicals. Same great results

The carpet extractor machines clean the carpet quickly and efficiently. With the injection-extraction system, the injector sprays water and detergent on the carpet, while the cylinder brush washes and the vacuum attachment picks up the dirty water, leaving the carpet completely clean. Nilfisk carpet extractors are of high quality design and our first class engineering saves both water and chemicals.

Clean your floors to a longer life

If you require a finish that adds shine to a marble, terrazzo or vinyl floor, then rotating appliances are the ideal choice. The crystallising process consists of spreading a crystallising liquid evenly over the floor to protect it and block the pores and joints between the paving stones. After the floor has been crystallised at low speed, it is polished with a high-speed rotating head. The application of this protective coating means great savings, as it facilitates maintenance and prolongs the life of the floor.

Dry foam cleaning for faster results

The rotating appliances also offer the option of cleaning carpeted floors with "dry foam" method. The foam is produced by a 230V/50Hz blower mounted on the top of the water tank of the single disc machine and spreads directly in the centre of the nylon brush through a nozzle mounted at the bottom of the base of the machine.

This method ensures no risk of carpet peeling after cleaning, prevents its discoloration and allows a quicker drying process after the task has been performed.



Your ideal choice for light scrubbing and polishing

- Reliable and easy to use
- Individually adjustable handle bar
- Easy to transport between cleaning locations
- Its low profile allows to clean under the furniture

The most compact single disc machine on the market, ideal for floor maintenance, light scrubbing and polishing.



TECHNICAL DATA	PS 333A
Rated power (W)	500
Sound pressure level at 1.5 m (dB(A) ISO 3744)	54
Brush/pad diameter (mm)	330
Brush/pad pressure (g/cm ²)	37
Brush/pad speed (RPM)	188
Brush torque (nm)	25
Cable length (m)	10
Height motorhousing (mm)	220
Height with handle vertical (mm)	1120
Weight (kg)	22
Length x width x height (mm)	400x330x1120
FEATURES	
Compact design	•
Click on-off brush	•
Adjustable handle	•
Safety interlock switch	•
Ergonomic handle	•
ITEM NO.	12324501A



Silent cleaning and stripping of hard floor - you get the job done quickly and efficiently

- Price competitive: Nilfisk quality and performance for less money
- High performance: Powerful scrubbing and stripping in a smart construction
- Common design: Recognized Nilfisk design signals cost savings and easy handling
- Common accessories: No complexity and easy to operate
- Improved features: Cable hook for the operator, big wheels, easy cable storage, ergonomic handle and improved safety
- A complete range of optional accessories to suit specific tasks
- Also run at 230V/60hz

FM400 L machines have a 43 cm brush/pad diameter and it is designed for medium-duty usage, comfortable and fatigue free operation, effective results. Scrubbing and spray cleaning and stripping of hard floors are handled efficiently and quickly.



TECHNICAL DATA	FM400 L
Rated power (W)	1100
Sound pressure level at 1.5 m (dB(A) ISO 3744)	59
Brush/pad diameter (mm)	430
Brush/pad speed (RPM)	180
Brush torque (nm)	63
Cable length (m)	15
Height motorhousing (mm)	323
Height with handle vertical (mm)	1236
Weight (kg)	37
Length x width x height (mm)	572x445x1236
FEATURES	
Spray cleaning	•
Carpet shampooing	•
Sanding	•
Cable holder	•
Ergonomic handle	•
Integrated plug holder	•
Easy cable change	•
ITEM NO.	56380056



High speed polishing and spray cleaning of hard floors ensuring you excellent results

- Price competitive: Nilfisk quality and performance for less money
- High performance: Fast and efficient with a low sound level
- Common design: Recognized Nilfisk design signals cost savings and easy handling
- Common accessories: No complexity and easy to operate
- Improved features: Cable hook for the operator, big wheels, easy cable storage, ergonomic handle and improved safety
- A complete range of optional accessories to suit specific tasks

Ideal for high-speed polishing and spray cleaning of hard floors. The balance is excellent and the solid aluminium construction provides durability and extended life.



TECHNICAL DATA	FM400 H
Rated power (W)	1500
Sound pressure level at 1.5 m (dB(A) ISO 3744)	61
Brush/pad diameter (mm)	430
Brush/pad speed (RPM)	410
Brush torque (nm)	36
Cable length (m)	15
Height motorhousing (mm)	323
Height with handle vertical (mm)	1236
Weight (kg)	40
Length x width x height (mm)	572x445x1236
FEATURES	
Cable holder	•
Click on-off brush	•
Off-set brush	•
Ergonomic handle	•
High visibility cable	•
Integrated plug holder	•
Belt drive	•
ITEM NO.	56380058



Cost-effective maintenance of virtually all floors

- Price competitive: Nilfisk quality and performance for less money
- High performance: Powerful scrubbing or polishing
- Common design: Recognized Nilfisk design signals cost savings and easy handling
- Common accessories: No complexity and easy to operate
- Improved features: Cable hook for the operator, big wheels, easy cable storage, ergonomic handle and improved safety
- A complete range of optional accessories to suit specific tasks

FM400 D offers the choice of either 185 or 370 rpm for easy, efficient and cost-effective maintenance of virtually all floors. Built for standard and medium-duty use, this unit handles scrubbing as well as high-speed spray cleaning or polishing.



TECHNICAL DATA	FM400 D
Rated power (W)	1100/1500
Sound pressure level at 1.5 m (dB(A) ISO 3744)	61
Brush/pad diameter (mm)	430
Brush/pad speed (RPM)	185/370
Brush torque (nm)	58/40
Cable length (m)	15
Height motorhousing (mm)	323
Height with handle vertical (mm)	1236
Weight (kg)	40
Length x width x height (mm)	572x445x1236
FEATURES	
Carpet shampooing	•
Dual power	•
Off-set brush	•
Ergonomic handle	•
High visibility cable	•
Integrated plug holder	•
Belt drive	•
ITEM NO.	56380061



Ease of use and reliability at competitive price

- Price competitive: extremely competitive on prices against major competitors
- Ultra high speed to make perfect shining floors
- Common design: Nilfisk image to the Customer is improved, cost savings and complexity reduction
- Improved features: cable hook, plug holder, big wheels, safety, easy cable replacement, ergonomic handle

BU500 burnisher is a 1500rpm belt driven machine. Improved ergonomics in use and transportation, thus adding special features as ergonomic handle, trip fuse, built-in padholder, 15m cable, robust construction.



TECHNICAL DATA	BU500
Protection class / ip protection	IPX0
Rated power (W)	1100
Sound pressure level at 1.5 m (dB(A) ISO 3744)	<70
Brush/pad diameter (mm)	510
Brush/pad pressure (g/cm ²)	10
Brush/pad speed (RPM)	1500
Brush torque (nm)	12
Cable length (m)	15
Height motorhousing (mm)	na
Height with handle vertical (mm)	1261
Weight (kg)	41
Length x width x height (mm)	824x566x1261
FEATURES	
Cable holder	•
Ergonomic handle	•
Folding handle	•
High visibility cable	•
Easy cable change	•
Belt drive	•
Burnishing	•
ITEM NO.	56380063



For medium/large hard floors, nothing compares to this outstanding burnisher

- Simple controls and low profile design make operating the unit easier and safer
- Self-regulating pad pressure eliminates the need for adjustments and reduces operator errors
- The burnishing deck automatically lifts when the motor is turned off for better floor protection
- On board battery charger saves downtime and adds convenience
- Excellent active dust control with HEPA filtration optional for dust sensitive areas

BU800 represents the most technically advanced means of restoring and maintaining a high gloss shine on floors. The many features include easier-than-ever operation, added safety considerations, passive and (optional) active dust control.



TECHNICAL DATA	BU800
Protection class / ip protection	IPX4
Rated power (W)	1500
Sound pressure level at 1.5 m (dB(A) ISO 3744)	68
Brush/pad diameter (mm)	508
Brush/pad pressure (g/cm ²)	Automatic
Brush/pad speed (RPM)	1500
Weight (kg)	79
Length x width x height (mm)	1270x580x1050
FEATURES	
Dust collection	•
Non marking traction wheels	•
Pressure regulation	•
Floating deck	•
Ergonomic handle	•
STANDARD EQUIPMENT	
CHARGER BATTERY 36V 21A	41036A
ITEM NO.	56383526



Exceptional productivity

- Exceptional productivity with more than 12.500 m² burnished on one single battery charge
- Center placed pad system for easy and safe operation
- Adjustable pad pressure settings for optimal result
- Compact design for maximum manoeuvrability

This battery powered ride-on burnisher with a 1700 rpm pad speed and three different pressure settings, provides quiet and effective activity on large hard floor areas, such as airport terminals, shopping centres and hospitals. The extended battery run time allows an exceptional productivity.



TECHNICAL DATA	UHR 70-1700
Protection class / ip protection	I/IP30
Rated power (W)	2650-3200
Sound pressure level at 1.5 m (dB(A) ISO 3744)	69
Brush/pad diameter (mm)	690
Brush/pad pressure (g/cm ²)	3 settings
Brush/pad speed (RPM)	1700
Brush torque (nm)	Automatic
Cable length (m)	-
Height motorhousing (mm)	-
Height with handle vertical (mm)	-
Weight (kg)	220
Length x width x height (mm)	1660x910x1370
FEATURES	
Compact design	•
Adjustable handle	•
Integrated padholder	•
ITEM NO.	56422001



Pad holders
Low speed
High speed
Flexi



5 brushes satellite system
Available with different bristles diameter and material (for 510 B/B3 only)



Natural fiber
For uneven and sensitive floors



Hard floor brush
For medium/heavy scrubbing



Heavy duty brush
For deep cleaning, difficult removal and stripping



Hard pads
Black: stripping
Brown: stripping
Blue: stripping/scrubbing



Soft pads
Orange Green: polishing high speed. **Beige:** polishing low speed. **White:** spray cleaning/polishing



Medium pads
Green: scrubbing
Red: soft scrubbing/ spray cleaning.



Foam generator
For carpet dry foam method



Dust skirt
To be applied together with vac unit (dry applications)



Spray bottle kit
For spray cleaning applications



Solution tank
For scrubbing applications



Vacuum kit
To be used in all applications where dust should be collected and/or controlled



ECO brilliance pads



Ensures effective cleaning of textile coverings

- Cord storage on the machine
- Accessories for cleaning wall coverings, carpets, hard floors, rugs, armchairs and seats
- Injection pump protected by a removable filter in the solution tank
- Integrated ergonomic handle

AX14 is a compact extractor for effective cleaning of textile coverings. AX14 is a practical solution for cleaning professionals, hotels, institutions, restaurants, rental shops etc.



TECHNICAL DATA	AX 14
Rated power (W)	1000
Airflow (l/sec.)	60
Vacuum at nozzle (kPa)	20
Sound pressure level (dB(A) BS 5415)	76
Working width (mm)	220
Suction width (mm)	220
Pump pressure (bar/psi)	5/73
Solution/recovery tank (l)	14/14
Length x width x height (mm)	540x500x400
FEATURES	
Cable holder	•
Compact design	•
Ergonomic handle	•
STANDARD EQUIPMENT	
CARPET TOOL W/2.5M SPRAY HOSE	20000020
HAND TOOL W/2.5M SPRAY HOSE	20000021
VELCRO TIE X 3	20000019
HOSE ASSY 2.5 M	20000012
ITEM NO.	12405101



Cleaning carpet spaces in a big way with the ES300

- Front mounted nozzle makes dumping faster and easier for the operator
- The removable, increased capacity recovery tank along with the stowable handle make dumping and refilling much simpler
- Ergonomic adjustable handle for easy operation – adjusts to the height of the operator
- A floating brush head adjusting automatically for better carpet contact and improved water recovery
- A larger tank with increased water capacity provides extended cleaning time and fewer refills
- Powerful vacuum motor for efficient removal of dirt and faster dry times
- Adjustable handle design for easy maneuverability in tight spaces
- Compact design makes storage and maintenance more convenient
- Quickly switch between cleaning modes
- Large wheels for easy maneuverability for up/down stairs

With the ES300 Nilfisk has entered a new era of carpet cleaning. This machine is ideal for cleaning your high and light traffic carpeted areas and not only remove dirt and water, but the machine also meets the highest standards to extend the life of your carpets. Besides its great productivity and cleaning performance ES300 is easy to operate.



TECHNICAL DATA	ES300
Rated power (W)	1824
Working width (mm)	410
Suction width (mm)	480
Pump pressure (bar/psi)	-/120
Brush speed (RPM)	1950
Solution/recovery tank (l)	34/26.5
Sound pressure level at 1.5 m (dB(A) ISO 3744)	68
Length x width x height (mm)	711x489x813
Vacuum motor power (W)	1119
Brush motor (W)	249
Gross weight (gvw) (kg)	46.3
Vacuum shoe width (cm)	48
Vacuum water lift. (cm)	3048
FEATURES	
Adjustable handle	•
No tool brush removal	•
No tool vacuum shoe removal	•
Hard floor cleaning	•
Removable recovery lid	•
Ergonomic handle	•
Solution tank with easy drain system	•
STANDARD EQUIPMENT	
HAND TOOL/HOSES ASSEMBLY	56265767
BRUSH ASSEMBLY 16	56265044
ITEM NO.	56265503



Hard floor squeegee kit



Carpet accessory kit

Reliability in partnership - flexibility in purchase

Financial planning is essential to all businesses. At Nilfisk we recognise the need to offer flexible financing options that make the latest and best cleaning products available while maintaining budgetary control. Finding solutions to effective financing is as much a part of our business as the cleaning solutions themselves. So let's talk.

Stay up-to-date with the right financing

We offer sensible financial packages that enable you to upgrade your products to meet changes in the market and application environments, allowing you to be up-to-date at all times. Below you will find an overview of our financial packages and their key advantages. They are adapted to local laws and conditions, so they may vary from country to country. Please contact your local Nilfisk representative for detailed information on the financial offerings available.

FINANCIAL SOLUTION	DEFINITION	KEY ADVANTAGES
Leasing	The machines are sold through a leasing company which in return will lease the machines to you for a fixed number of years.	<ul style="list-style-type: none">• No tie up of capital• Fixed monthly instalment• Leasing expenses are tax deductible• Improved balance sheet performance
Short-term rental	For the occasional need you can rent a Nilfisk machine for a shorter term period (limited range of machines available).	<ul style="list-style-type: none">• Coverage of ad hoc needs• Short term commitment• Flexible renting periods• Covers seasonal changes in demand
Long-term rental	<p>The machines are sold through a leasing company which in return will lease the machines to you.</p> <p>The monthly instalment includes a full service contract.</p> <p>Flexibility regarding upgrade / exchange or return of machines can be built into the contract.</p>	<ul style="list-style-type: none">• 100% cost transparency and increased flexibility• No tie up of capital• Full service contract• Fixed monthly instalment• Leasing expenses are tax deductible• Improved balance sheet performance• Machines according to need• Easy calculation of cleaning cost• Replacement machines
Individual solutions	Let us tailor-make a solution meeting your specific requirements based on a mix of the various purchase and service options.	<ul style="list-style-type: none">• Customer specific solutions• Solution to logistical problems• Dedicated service resources• Special service requirements• Mix of purchase and finance options



Outdoor Multifunction Machines

Quality solutions for outdoor cleaning and maintenance

Nilfisk offers a full range of highly efficient outdoor cleaning and maintenance machines. Our machines can be matched to your capacity requirements within the 4 main operational areas. Whether you do green care, winter assignments, outdoor sweeping tasks or street washing, our Rangers offer you a

flexible 4-in-1 solution when you need versatility in machines and attachments. We continually strive to develop purpose-made solutions, built and designed exactly to meet our customers' needs and demands.



Versatile Outdoor Rangers

Park Ranger 2150, City Ranger 2250, City Ranger 3070, City Ranger 3500 and City Ranger 3570 have been developed in close collaboration with our customers, with the will to create:

All year multipurpose machines ready to fulfill all the outdoor needs within suction sweeping, street washing, green care assignments and winter maintenance.

The customers made uncompromising high demands on:

- Maneuverability
- Efficiency
- Versatility (throughout the year)
- Quick shift between attachments
- Good view over the attachments
- Reliability and rentability concerning investment and operation

The combination of hydraulics and the compact construction has resulted in flexible and powerful machines. One and the same basic unit operates effectively even on the narrowest places with the different attachments throughout the year.

The high level of utilization - 365 days a year in practice - combined with a remarkable reliability makes the Nilfisk Outdoor utility machines particularly cost-effective and a good investment, which ensure maintaining outdoor areas at a competitive square metre price.



Applications and features






Ingenuity and reliable quality solutions are the trademark of Nilfisk Outdoor

Nilfisk Outdoor makes no compromises in technologies and product materials. We aim high and have established a complete set of best practices for all processes in our production - from logistics to assembly and testing. All in order to ensure the highest durability and longest product lifetime. The high quality multifunction machines can be used in various situations and places throughout the year. Here are some examples:

Suggested applications and industries

- Shopping centres and malls
- City centres
- Sidewalk / walking areas / private roads
- Public parks
- Amusement parks / casinos
- Car parks / parking garages
- Race tracks
- Airport / train stations
- Universities
- Schools
- Stadiums
- Zoos
- Holiday centres / camping
- Hospitals / retirement homes
- Cemeteries
- Industrial areas



Key features	Outdoor model				
	Park Ranger 2150	City Ranger 2250	City Ranger 3070	City Ranger 3500	City Ranger 3570
					
ARTICULATED STEERING	•	•	•	•	•
4-WHEEL DRIVE	•	•	•	•	•
MULTI-PURPOSE VEHICLE	•	•	•	•	•
QUICK-SHIFT OF ATTACHMENTS	• (2 min.)	• (1 min.)	• (1-2 min.)	• (5-10 min.)	• (5-10 min.)
AIR CONDITIONING	•	◦	•	•	•
CABIN HEATING	•	•	•	•	•
STAGE III-A ENGINE	•	•	•	•	•
STAGE III-B ENGINE	•	•	•	•	•
SUCTION SWEEPER FEATURES					
INTEGRATED SUCTION HOSE	•	•	•	•	•
HIGH TIP	•	•	•	•	•
3RD BRUSH	◦	◦	◦	◦	◦
4TH BRUSH	•	◦	•	•	•
WANDER HOSE	◦	•	◦	◦	◦
HIGH-PRESSURE CLEANER	•	◦	◦	◦	◦
RECIRCULATION WATER SYSTEM	•	•	◦	•	•
REAR VIEW CAMERA	•	◦	◦	◦	◦
SUCTION MOUTH CAMERA	•	◦	◦	◦	◦

- Standard feature
- Optional feature (extra equipment)

Park Ranger 2150 - Outdoor rangers



No assignment is too small when the slim ranger sweeps by

- Articulated and compact
- 28 HP and 4 wheel drive
- Easy and simple handling
- Operator friendly features
- Quick-shift in less than 4 minutes
- Tailor-made attachments

The Park Ranger 2150 is the basic machine for an all-season range of tailor-made Park Ranger attachments. Articulated and just 1 m wide, ensure the Park Ranger provides a professional performance in even the tightest spots and is easy to control thanks to its servo steering and an outside turning radius of just 1.5 m. Four-wheel drive and 28 HP ensure strength and power in all working situations.

Attachment programme:

Suction sweeper unit, 2 or 3 brushes, Wander hose, Mulch mowers, Rotary mowers, Grass collector, Lawn edger, Tipping shovel, Environmental rake, Tipper trailer, Leaf suction unit, Snow sweeper, Snow V-blade, Dozer blade, Snow blower, and Salt and sand spreader.



TECHNICAL DATA

Park Ranger 2150

Engine power source	Diesel 21 kW (28 HP)
Max. speed (km/h)	16
Working width w/ 2 brushes (mm)	1200
Working width w/ 3 brushes (mm)	1650
Max. climbing rate (%)	40.5
Water tank capacity (l)	100
Hopper volume (l)	450
Height basic machine w/ cabin (mm)	1935
Dimensions (L x B x H) (mm)	2225x1015x1935
Weight basic machine w/ cabin (kg)	610

City Ranger 2250 - Outdoor rangers



Clean and maintain the city in a user and citizen friendly utility machine

- Articulated flexibility
- 35 HP and 4 wheel drive
- Operator comfort
- Quick-shift of attachments - in 1 minute
- Tailor-made attachments
- Easy and simple handling



The City Ranger 2250 is a utility machine with a complete range of tailor made quality attachments that allows you to work outdoor, all year round. Sweeping in spring and autumn, mowing grass in the summer, removing snow, and spreading salt and sand in the winter. The City Ranger 2250 is agile, effective and very professional. Designed for versatility, this user-friendly machine is extremely reliable and exceedingly comfortable to operate.

Attachment programme:

Suction sweeper unit, 2, 3 or 4 brushes, Wander hose, High-pressure cleaner, Weed brush, Mulch mowers, Rotary mowers, Grass collector, Lawn edger, Flail mower, Hedge trimmer, Tipping shovel, Snow sweeper, Snow V-blade, Dozer blade, Snow blower, and Salt and sand spreader.



TECHNICAL DATA

City Ranger 2250

Engine power source	Diesel 26.5 kW (35 HP)
Max. speed (km/h)	20
Working width w/ 2 brushes (mm)	1200
Working width w/ 3 brushes (mm)	1650
Working width w/ 4 brushes (mm)	2100
Max. climbing rate (%)	36.5
Water tank capacity (l)	100
Hopper volume (l)	500
Height basic machine w/ cabin (mm)	1960
Dimensions (L x B x H) (mm)	2400x1070x1960
Weight basic machine w/ cabin and driver (kg)	970



Quiet conqueror of the inner city

- Lowest noise level in machine class - 69 dB(A)
- Impressive maneuverability in confined spaces - 825 mm turning radius
- High productivity and power - 4 wheel drive and 67 HP
- User-friendly Quick-shift system - below 1-2 minutes
- ECO mode function for reduced noise level and fuel consumption
- Unique engine compartment and cooling
- Full 360 degree panoramic view for operator
- Maximum operator comfort - A/C as standard
- Highly comfortable air suspended and heated driver seat
- Transport speed 40 km/h

The City Ranger 3070 is the latest addition to the Nilfisk Outdoor product range. It has a high power and is low in weight. Furthermore, it has an extreme agility with an inside turning radius of only 825 mm, which is unique within the machine class. The exceptional maneuverability can be used very efficiently when cleaning or maintaining narrow areas within the city. In this way, the City Ranger 3070 can both get into confined spaces and still keep a great working area overall due to the large capacity and power. Additionally, the Quick-shift of attachments within 1-2 minutes makes the City Ranger 3070 suited for multipurpose tasks, but remaining the power and agility as a dedicated machine.

Combined with a silent appearance of only 69 dB(A) and an ECO mode function the machine is designed for the inner city. It is an excellent suction sweeper, can be a powerful winter maintenance machine as well or an effective green care machine due to the light weight and strength. The City Ranger 3070 is easy to operate and has a spacious and comfortable cabin equipped with A/C as standard and multi-adjustable settings.

Attachment programme:

Suction sweeper, 2, 3 or 4 brushes, Wander hose, High-pressure cleaner, Weed brush, Rotary mower, Grass collector, Snow sweeper, Snow plough, Snow V-blade and Salt and sand spreader.



TECHNICAL DATA

City Ranger 3070

Engine power source	Diesel 50 kW (67 HP)
Max. speed (km/h)	40
Working width w/ 2 brushes (mm) (hard hit 1300 mm)	1600
Working width w/ 3 brushes (mm)	N/A
Working width w/ 4 brushes (mm)	N/A
Max. climbing rate (%)	N/A
Water tank capacity (l)	195
Hopper volume (l)	950
Height basic machine (mm)	1960
Dimensions (L x B x H) (mm)	3685x1220x1990
Weight basic machine w/ fuel (kg)	1710



City Ranger 3500 - Outdoor rangers



Combines the power of a special-purpose machine with the flexibility of a multi-purpose machine

- Articulated flexibility
- 49 HP and 4 wheel drive
- Permitted total weight 3500 kg
- Transport speed 38 km/h
- Joystick steering
- Operator comfort
- Quick-shift of attachments in 5-10 minutes - very fast in this machine class!



The City Ranger 3500 is the perfect sweeper. With large 1.4 m³ tank capacity combined with a sweeping width from 1.3-3.1 m this ranger is ideal for use as a suction sweeper to meet municipal requirements - and also as a multi-purpose machine for all kinds of large-scale jobs. High-tip emptying of 1.6 m. Wander hose to remove sediment in catch pits etc. City Ranger 3500 is a high-performance machine. It is articulated and highly manoeuvrable, easy to operate and the cabin is very comfortable.

Attachment programme:

Suction sweeper, 2 or 3 brushes, Wander hose, High-pressure cleaner, Weed brush, Grass collector, Street scrubber drier, Snow sweeper, Snow plough, Snow V-blade, Roller spreader, Combi spreader and Salt and sand spreader.



TECHNICAL DATA	City Ranger 3500
Engine power source	Diesel 36.3 kW (49 HP)
Max. speed (km/h)	38
Working width w/ 2 brushes (mm)	1300-2400
Working width w/ 3 brushes (mm)	3100
Max. climbing rate (%)	18.5
Water tank capacity (l)	210
Hopper volume (l)	1400
Dimensions (L x B x H) (mm)	4081x1130x1900
Weight basic machine w/ fuel (kg)	1950



A revolutionary solution for municipalities and contractors

- ECO mode - low fuel consumption and low noise level
- 4-wheel drive and 67 HP ensure optimum grip and performance for superior handling of heavy all season assignments
- High performance as a dedicated sweeper and winter machine
- Panoramic view - superior visibility from operator seat to surroundings and the front attachments
- Narrow turning radius thanks to articulated steering
- Compact dimensions giving access to narrow places
- Easy attachment changeover - quickest in its size
- Highly comfortable cab - control panel integrated in armrest and seat is air suspended and heated
- Air condition as standard
- Transport speed 40 km/h

The City Ranger 3570 is a powerful sweeper and built to work around the clock with low operating costs. An ECO mode function ensures one of the lowest fuel consumptions in the machine class. You can easily switch from the sweeper attachment to winter equipment when the snow arrives. With a 67 HP engine, the City Ranger 3570 is an ideal machine for winter assignments due to the strength and size. In other words, the machine can work all year. Municipalities can move the machine to a different department, so the City Ranger 3570 ensures flexibility and adaptability. It takes less than 5-10 minutes to change attachment - then you are ready for new tasks, where you can operate with up to 28 km/h at winter assignments and up to 40 km/h during transport.

You achieve the strength as a dedicated machine as well as the broad flexibility from multifunction machines. With the City Ranger 3570 you will get high performance, ideal maneuverability with articulated steering, reliability and optimum comfort. It is very easy to handle with a control panel integrated into the armrest and a "one button" system to start-up working. Additional, you can get a full year equipment program at your disposal with several attachments. Professional quality attachments fully aligned to the machine and easy to handle.

Attachment programme:

Suction sweeper, 2 or 3 brushes, Wander hose, High-pressure cleaner, Weed brush, Rotary mower, Street scrubber drier, Snow sweeper, Snow plough, Snow V-blade, Roller spreader, Combi spreader and Salt and sand spreader.



Technical data	City Ranger 3570
Engine power source	Diesel 50 kW (67 HP)
Max. speed (km/h)	40
Working width w/ 2 brushes (mm)	1300-2400
Working width w/ 3 brushes (mm)	3100
Max. climbing rate (%)	30
Water tank capacity (l)	200
Hopper volume (l)	1400
Dimensions (L x B x H) (mm)	4081x1130x1975
Width with steps (mm)	1285
Weight basic machine w/ fuel (kg)	1954

Attachments for outdoor rangers

Our Nilfisk Rangers can be equipped with a full range of tailor-made quality attachments. These attachments are fully integrated and aligned to the machine, ensuring high performance in every multi-purpose task.



SUCTION SWEEPER UNIT



WEED BRUSH



**MULCH MOWER 1000 /
ROTARY MOWER 1000**



**MULCH MOWER 1200 /
ROTARY MOWER 1200**



**MULCH MOWER 1600/
ROTARY MOWER 1600**



GRASS COLLECTOR



FLAIL MOWER



LAWN EDGER



LEAF SUCTION UNIT



HEDGE TRIMMER



TIPPING SHOVEL



TIPPER TRAILER



**ALL PURPOSE TIPPER
TRAILER**



ENVIRONMENTAL RAKE



STREET SCRUBBER DRIER



SALT AND SAND SPREADER

Attachments for outdoor rangers



SNOW SWEEPER



DOZER BLADE



SNOW V-BLADE



SNOW BLOWER



SNOW V-BLADE



**SNOW SWEEPER
CENTRAL DRIVEN**



SNOW PLOUGH



ROLLER SPREADER



SALT AND SAND SPREADER

Professional service makes a difference



Making the most of your cleaning has two important requirements. The ability to deploy high quality cleaning machines is a critical first step. But having easy and quick access to professional service is another key factor in running your operations smoothly, predictably, and with maximum uptime. That is why we are highly committed to delivering our Service Solutions to you.

Nilfisk Service Solutions not only provide fast and reliable back-up in the event of a breakdown. They also provide the reassurance of scheduled maintenance visits from our trained technicians. You can rest assured that your

machines will run at their optimum throughout their lifetime – and keep your business performing at its best. We understand that productivity is what matters to you.

Nilfisk Service Solutions – how can we help you?

We realize that one size does not fit all. When signing a service contract with Nilfisk you have the opportunity to select between a range of different service solutions developed to match your specific needs. We are ready to assist you in choosing the professional service contract that best suits your operations.

Balancing your needs and demands

We suggest that you carefully consider how important the following factors are to you before settling on a specific service programme:

- Maximised uptime
- Fast response time
- Knowing your service costs at all times
- Regular maintenance visits

Nilfisk
Service Solutions
STANDARD

Service Solutions Standard – Professional maintenance

Your contract encompasses two yearly maintenance visits and 48 hours response time. Breakdown visits and spare parts are billed separately.

Nilfisk
Service Solutions
PLUS

Service Solutions Plus – Optimised performance

With the Plus solution you have a firm grip on your maintenance and repair costs while knowing that your performance is never compromised, only optimised.

Nilfisk
Service Solutions
PREMIUM

Service Solutions Premium – Maximised uptime

If uptime is your absolute top priority and key concern, Service Solutions Premium is the best choice. A quarterly maintenance visit is included, and there are no sudden financial surprises.

Nilfisk Service Solutions – a billing model for every need

Based on our customers' feedback we present three different Nilfisk Service Solutions to you. Each solution consists of a carefully selected set of features, fit to match specific needs - and made for you and your business to benefit from.

You can choose between different billing models. Please ask our sales or service team for more detail, and do not hesitate to contact us if you have any special requirements.

CONTRACT COMPONENTS	STANDARD	PLUS	PREMIUM
Labour & travel costs	Yes	Yes	Yes
Extended warranty	Yes	Yes	Yes
Service report at all visits	Yes	Yes	Yes
Yearly maintenance visits	2	2	4
Response time	48h	48h	24h
Spare parts	X	Yes	Yes
Breakdown coverage	X	Yes	Yes
Consumables	X	X	Yes
Misuse and abuse insurance	X	X	Yes
Loan machine	X	X	Yes
Weekend coverage	X	X	Yes

The conditions and specifics of each element included in Nilfisk Service Solutions may be subject to local change.



At Nilfisk, we are proud to be one of the world's leading manufacturers of professional cleaning equipment with a heritage of over 110 years in the industry. With global company headquarters in Denmark, our products are produced in Europe, the Americas and China, and used worldwide. Nilfisk has an extensive network of sales entities across 45 countries and is represented in more than 100 countries around the world.

Our products cover the broad range of needs of the professional cleaning customer. Our main product lines are floor care equipment – such as professional scrubber-dryers and sweepers, vacuum cleaners, high-pressure washers, and outdoor utility machines. Our products are recognized for their high quality and reliability.

We see sustainability as an integral part of sound business practice. We develop cleaning solutions that provide you with cleaning efficiency while using less energy, less water and less detergent. When we reduce consumption of resources, it benefits both you and the environment. As your professional business partner, we must constantly innovate our business in order to strengthen yours. This is the promise Nilfisk makes to you as your trusted partner.

Find more information on www.nilfisk.com.